



पेयजल एवं स्वच्छता विभाग  
जल शक्ति मंत्रालय  
DEPARTMENT OF DRINKING WATER AND SANITATION  
MINISTRY OF JAL SHAKTI



JAL JEEVAN  
SURVEKSHAN 2023  
Started since October 2022

Performance of  
Districts &  
States/ UTs  
upto  
June- 2023

Jal Jeevan Mission

#### About the front page:

**Jal Jeevan Mission:** Changing lives of people.

Ms. Maya Jahan, a resident of Albada village in Sidhauri Block of Sitapur district in U.P. expressing her happiness over receiving water through tap at her doorstep. Now, she is able to utilise saved time in sewing clothes and earn livelihood.

The **WHO** report on “Estimating potential health gains from increased access to safely managed drinking-water services following the Jal Jeevan Mission initiative” suggests that providing tap connection to every household in India would result in time saving of 6.66 crore hours per day. The major time saving is for women as they are otherwise engaged in water collection activities.



**Narendra Modi**  
Prime Minister



*4 lakh crore rupees are being spent on  
#JalJeevanMission.*

*When this mission started, only 15 out of 100  
houses in rural areas used to get tap water, but  
today, through this mission, 62 out of 100  
houses have started getting piped water.  
Today, in 130 districts of the country, every  
house in all the villages has tap water:*

PM at distribution of about 70,000 appointment letters to newly inducted recruits under Rozgar mela via video conferencing on 13<sup>th</sup> June, 2023





---

# **JAL JEEVAN SURVEKSHAN-2023**

# **BULLETIN**

---

## **Performance of States/ UTs and Districts**

during Oct' 2022 - June' 2023  
(9 months)

---



---

# TABLE OF CONTENTS

---

1.	Introduction . . . . .	1
2.	Components of Jal Jeevan Survekshan: . . . . .	1
3.	Key performance indicators . . . . .	1
4.	Category of District . . . . .	1
5.	Felicitations: . . . . .	1
	Monthly felicitation of districts: . . . . .	1
	Felicitation of districts for the period (1st Oct.'22- 30th June'23, 9 months period) . . . . .	2
6.	Ranking of States/UTs. . . . .	3
	6.1 Ranking of States/UTs . . . . .	4
	6.2 How to improve the score of State . . . . .	9
7.	Districts graduating to higher category during the month of June'23 . . . . .	10
8.	Ranking of Districts. . . . .	12
	8.1 Top-5 Fastest moving districts (1 <sup>st</sup> Oct.'22- 30 <sup>th</sup> June'23) . . . . .	13
	8.2 Top-3 Best performing districts (1 <sup>st</sup> Oct.'22- 30 <sup>th</sup> June'23) . . . . .	14
9.	Ranking of Aspirational Districts . . . . .	15
	9.1 Top-3 Best performing Aspirational districts (1 <sup>st</sup> Oct.'22- 30 <sup>th</sup> June'23) . . . . .	16
	9.2 Fastest moving Aspirational districts (1 <sup>st</sup> Oct.'22- 30 <sup>th</sup> June'23) . . . . .	17
10.	Annexures . . . . .	18
	Annex-I: Performance marks & categories of districts during 1 <sup>st</sup> Oct.'22 – 30 <sup>th</sup> June'23. . . . .	19
	Annex-II: Ranks of districts based on fastest provision (% coverage) of tap water connection & % of HGI certified villages during 1 <sup>st</sup> Oct.'22 – 30 <sup>th</sup> June'23 . . . . .	76
	Annex-III: Districts graduating to higher category during June'23. . . . .	114
	Annex-IV: Districts where zero tap connection provided during June'23 . . . . .	116
11.	Frequently asked questions (FAQs) . . . . .	117

---



## 1. Introduction

Jal Jeevan Survekshan (JJS) was launched by the Hon'ble Vice President of India in Oct.'22, to assess Districts and States/UTs on their performance in achieving the objectives of the JJM. The overarching purpose is to motivate and bring healthy competition among the districts and recognizing the efforts of the top performing districts periodically. Under JJS, the monthly, quarterly and annual national ranking of districts is published as per the pre-defined criteria during month.

## 2. Components of Jal Jeevan Survekshan:

- ◆ Self-reporting in JJM-IMIS portal.
- ◆ Assessment of functionality of tap connections and ground truthing, through an independent agency.

## 3. Key performance indicators

The performance is calculated based on key performance indicators chosen based on coverage percentage of household tap water connection in the Districts/ States/ UTs. The broad categories are as under:

- i) Physical progress (50 Marks)
- ii) Water quality monitoring & surveillance (30 Marks)
- iii) Institutional arrangements for assured water supply (20 Marks)

## 4. Category of District

Sr. No.	Coverage	Category
1	0% to less than 25%	Aspirants (★)
2	25% to less than 50%	Performers (★★)
3	50% to less than 75%	Achievers (★★★)
4	75% to less than 100%	High Achievers (★★★★)
5	100%	Front Runners (★★★★★)

## 5. Felicitations:

In order to motivate districts, following felicitations are given

### Monthly felicitation of districts:

- ◆ **3 Best performing districts in each category (total 15 awards)** - For each of five categories the performance score of districts is key performance indicators (KPIs). The top three scoring districts in each category is recognised.
- ◆ **3 fastest moving districts within each category (total 12 awards)** - Districts are divided in four categories. Thus, for each category three districts that have provided highest coverage in percentage terms taking base line as beginning of the month, are selected.
- ◆ **Districts graduating to higher categories** - The districts that increase the coverage of HHs and move to higher categories are noted here.

### Felicitations of districts for the period (1<sup>st</sup> Oct. '22- 30<sup>th</sup> June '23, 9 months period)

- 5 Fastest moving districts within each category
- 3 Best performing districts in each category
- 3 Best performing aspirational districts in each category
- Fastest moving Aspirational district in each category

In districts where HH tap water connection is more than 75%, it has been decided that criteria of certification will also be given weightage from April-2023 onwards. This will motivate the districts to get the villages certified as Har Ghar Jal. The calculation of scores in Fastest moving category for High Achievers districts will consist of two factors i.e., i) fastest provision of residual coverage (weightage 80) & ii) fastest provision of Har Ghar Jal (HGJ) certification (weightage 20), as explained below

$$\text{Score of district} = \begin{array}{l} \text{Residual coverage} \\ \text{scores x weightage} \\ (80\%) \end{array} + \begin{array}{l} \% \text{ of villages having been} \\ \text{HGJ certified x weightage} \\ (20\%) \end{array}$$

Where,

$$\text{Residual coverage score} = \frac{\text{HHs provided with FHTC after 1 Oct '22}}{(n/18) \times \text{residual no. of HHs as on 1 Oct '22}} \times 100$$

where, n = month number starting from Oct '22

And, the factor 18 is the number of months remaining from when the Jal Jeevan Survekshan was launched in Oct. '2022 till the target completion date of the mission which is March '24.

$$\% \text{ of villages having been certified} = \frac{\text{no. of villages having been certified}}{\text{Total number of villages in the district}} \times 100$$

This Bulletin covers ranking based on overall performance during the period Oct. '22-June '23. Monthly ranking and scores for all districts are readily available on web in open domain under "Jal Jeevan Survekshan 2023" on JJM dashboard. The process has been explained under chapter FAQ.

---

## **6. RANKING OF STATES/ UTs**

---



## 6.1 Categorisation of States/ UTs

For the purpose of fair competition, the States are classified into three categories as below:

- States with coverage of Household (HH) tap water supply is less than 50% as on 1 Oct 2022.
- States with coverage of Household (HH) tap water supply is more than 50% & up to 75% as on 1 Oct 2022.
- States with coverage of Household (HH) tap water supply is more than 75% & upto 100% as on 1 Oct 2022.

The annual score of States under JJS-2023 is calculated out of maximum marks of 1000. The 400 marks out of 1000 marks are based on aggregate score of districts. Remaining 600 marks are based on functionality assessment (400) and achievement of State level indicators (200).

For each month, the score of districts is calculated as per the criteria based on the category of the district in which it falls at the beginning of the month. The average of “district score” for that month becomes State score for the month.

$$\text{Provisional Monthly Score of State/UT} = \frac{\sum \text{Score of districts for the month}}{\text{No. of districts}} \times 4$$

Similarly, the score of State for quarter is calculated as average of monthly scores of three months. Thus, the formula for calculation of quarterly score is as under:

$$\text{Provisional Quarterly Score of State/UT} = \frac{(\sum \text{Score of districts for 1}^{\text{st}} \text{ month} + \sum \text{Score of districts for 2}^{\text{nd}} \text{ month} + \sum \text{Score of districts for 3}^{\text{rd}} \text{ month})}{3 \times \text{No. of districts}} \times 4$$

The factor of 4 is applied to find the trend of State’s score. For annual score, the scores for each quarter (out of 100) are added and score is calculated out of 400.

The trend of monthly score of States in their respective category is given Graphs 1, Graph 2 & Graph 3. Further, the ranking of States in every months & cumulative up to Third quarter has been represented in Table 1.



**Table 1. Performance of States/UTs during the period Oct. '22- June '23**

Sr. No.	States	Ranks										Avg. Marks (out of 400) (Oct. '22- June '23)
		Oct. '22	Nov. '22	Dec. '22	Jan. '23	Feb. '23	Mar. '23	Apr. '23	May '23	June '23		
75% to upto 100% Household Tap Water Connection												
1	Haryana	3	1	1	1	2	2	1	1	1	260	1
2	Punjab	4	4	5	2	1	1	2	2	2	250	2
3	Puducherry	1	2	2	3	3	4	3	3	3	248	3
4	Andaman & Nicobar Islands	2	3	3	4	5	5	5	5	5	238	4
5	Goa	5	5	7	7	7	7	4	4	4	222	5
6	Gujarat	7	8	6	5	4	3	6	7	7	219	6
7	Himachal Pradesh	8	7	4	6	6	6	8	6	6	207	7
8	Dadra & Nagar Haveli And Daman & Diu	6	6	8	8	8	8	7	8	8	201	8
9	Bihar	9	9	9	9	9	9	9	9	9	44.4	9
10	Telangana	10	10	10	10	10	10	10	10	10	11.1	10
0% to less than 50% Household Tap Water Connection												
11	Uttar Pradesh	3	3	2	1	1	1	1	1	1	217	1
12	Chhattisgarh	1	1	1	2	2	2	2	3	2	198	2
13	Meghalaya	2	2	3	3	3	3	3	2	3	184	3
14	Assam	4	4	4	4	4	4	4	4	4	152	4
15	Jharkhand	6	5	5	5	5	5	5	5	5	132	5
16	Madhya Pradesh	7	7	7	6	7	7	7	7	6	110	6
17	Rajasthan	8	8	8	7	6	6	6	6	7	110	7
18	Kerala	5	6	6	8	8	8	8	8	8	97.7	8
19	West Bengal	9	9	9	9	9	9	9	9	9	86.6	9
20	Lakshadweep	10	10	10	10	10	10	10	10	10	32.7	10

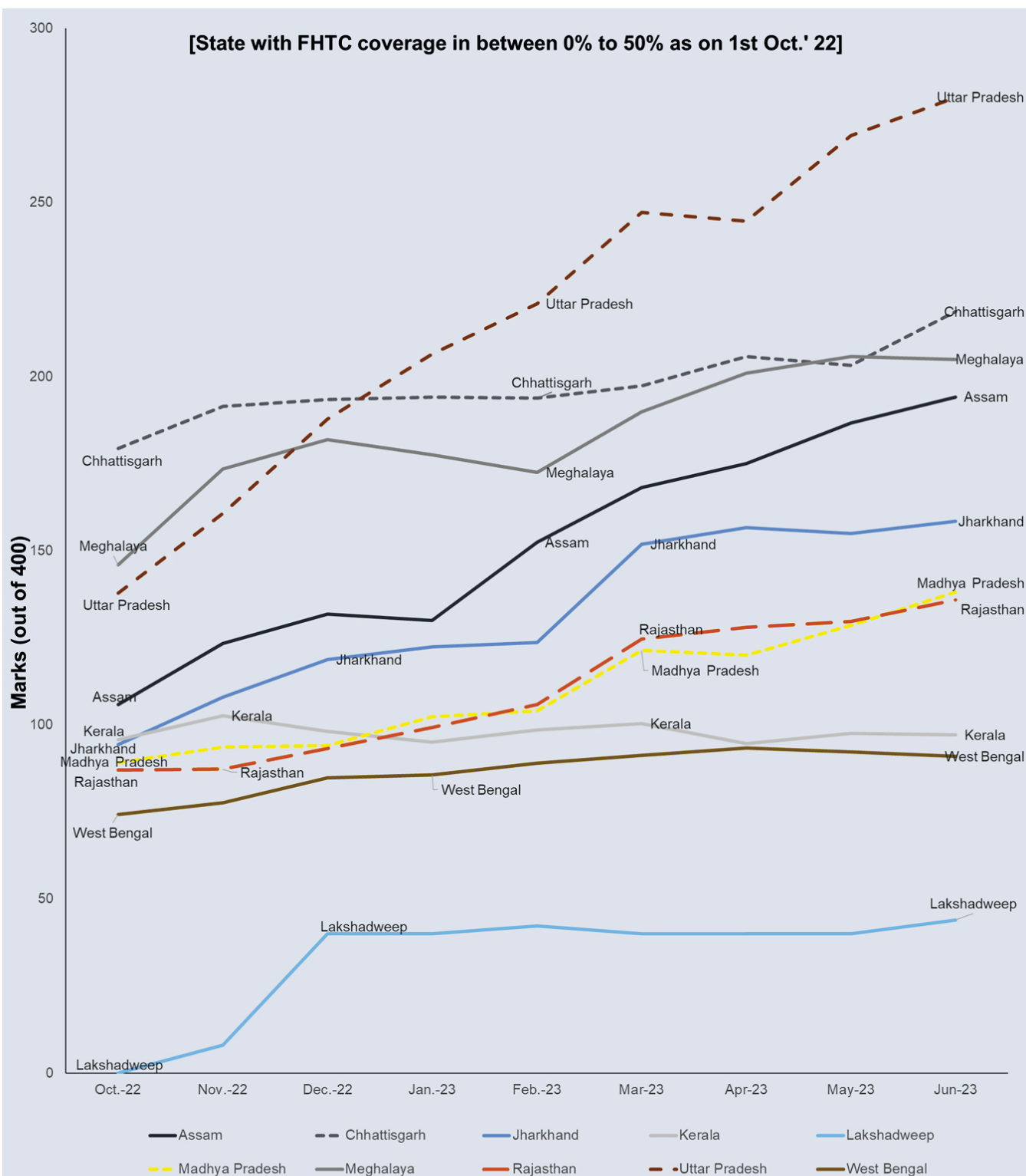
Sr. No.	States	Ranks										Avg. Marks (out of 400) (Oct. '22- June '23)
		Oct. '22	Nov. '22	Dec. '22	Jan. '23	Feb. '23	Mar. '23	Apr. '23	May '23	June '23		
50% to less than 75% Household Tap Water Connection												
21	Ladakh	1	1	1	1	1	2	1	2	1	277	1
22	Nagaland	3	3	3	2	5	1	2	1	2	242	2
23	Mizoram	2	2	2	3	3	3	3	3	12	236	3
24	Tamil Nadu	5	5	5	5	2	4	4	4	3	225	4
25	Andhra Pradesh	4	6	4	4	4	6	9	9	7	204	5
26	Sikkim	6	4	6	6	6	5	5	5	4	204	6
27	Karnataka	7	7	9	9	7	7	6	8	8	178	7
28	Tripura	10	9	7	7	8	8	7	7	9	176	8
29	Uttarakhand	8	8	8	8	9	9	11	12	11	163	9
30	Arunachal Pradesh	13	13	10	12	10	10	8	6	5	160	10
31	Maharashtra	9	11	13	11	11	11	10	10	10	151	11
32	Manipur	12	10	11	10	12	13	13	13	13	130	12
33	Odisha	11	12	12	13	13	12	14	14	14	124	13
34	Jammu & Kashmir	14	14	14	14	14	14	12	11	6	107	14

Colour Indicators

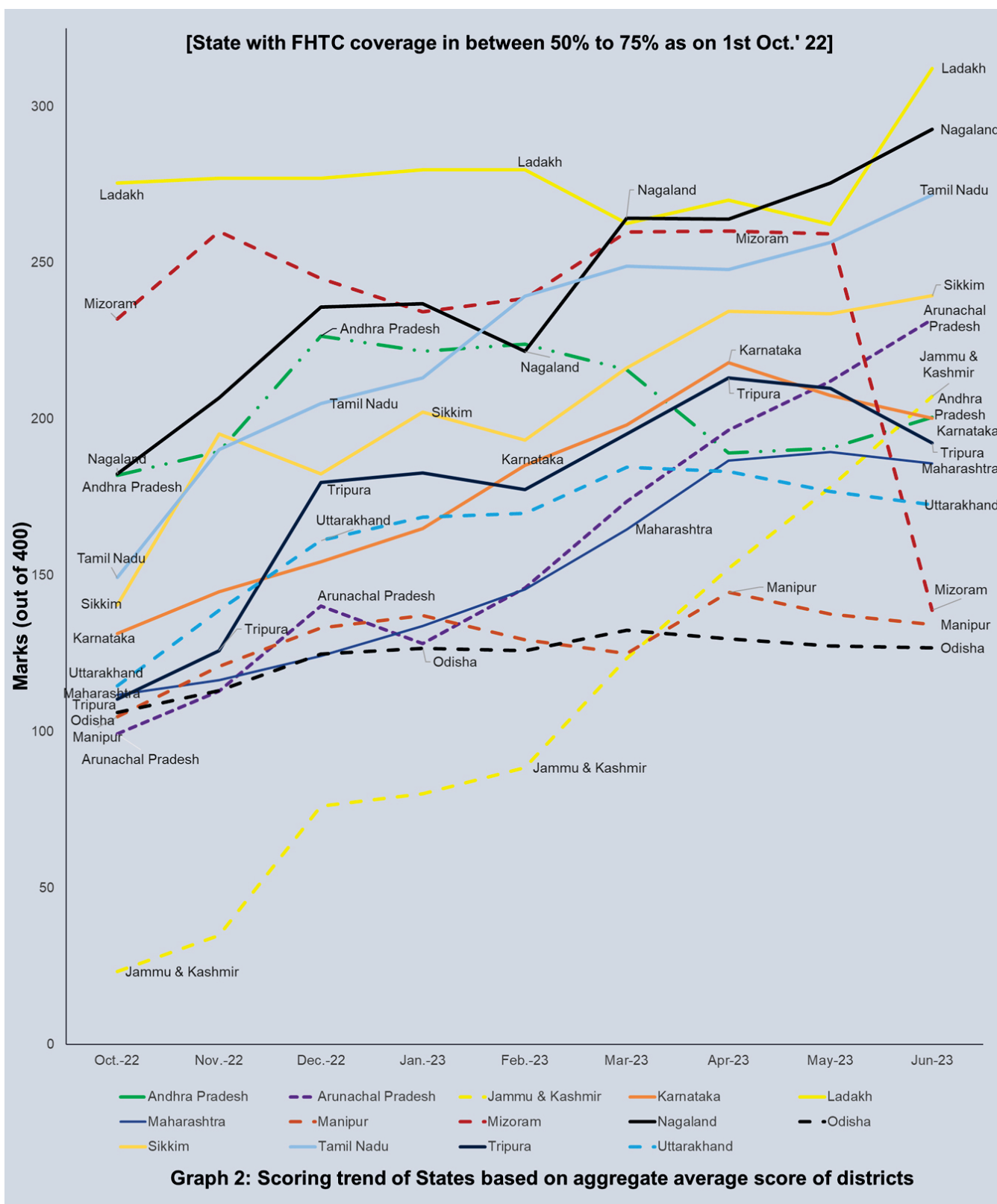
If National Rank improves	
If National Rank remains same	
If National Rank has slips down	

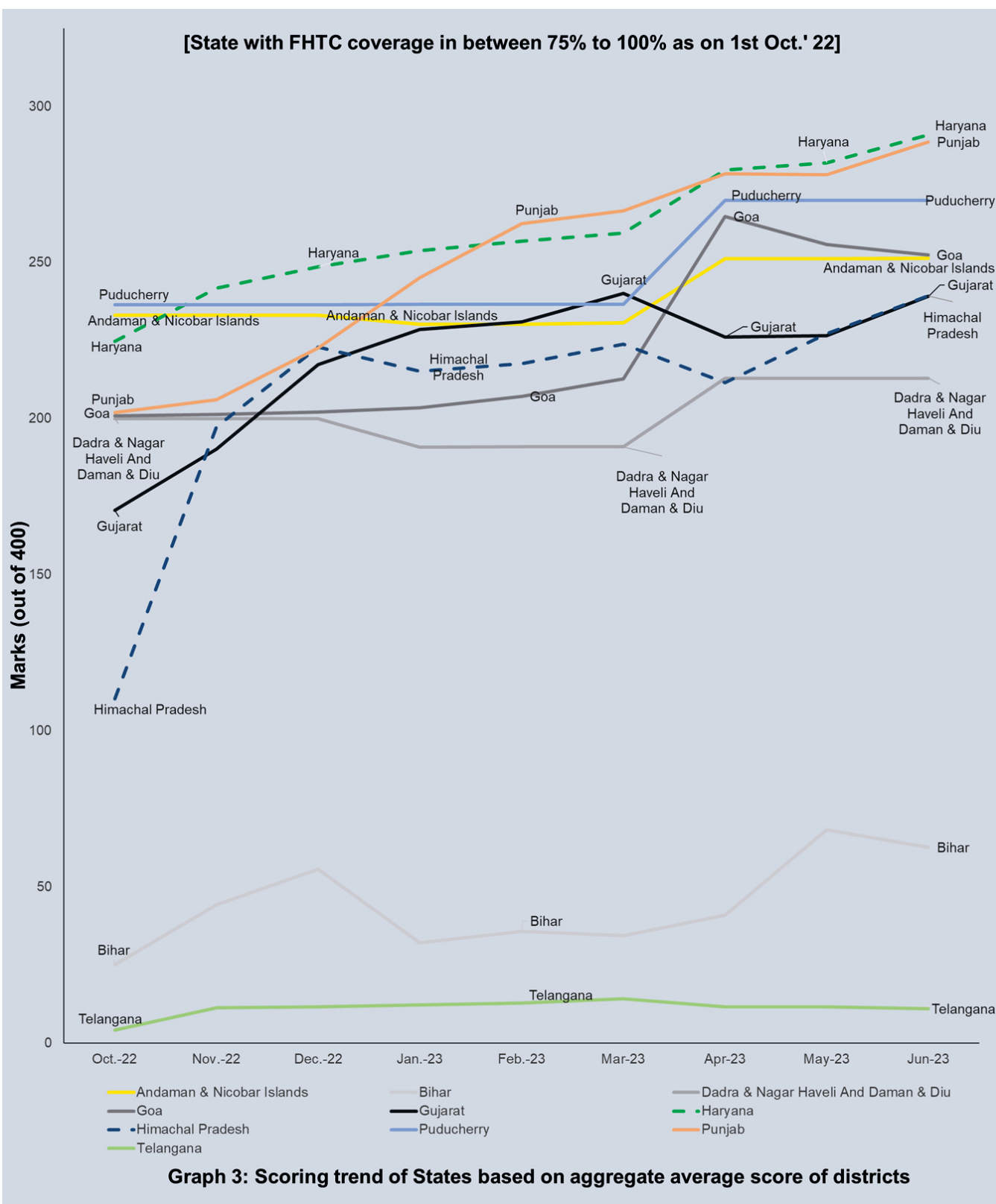
**Colour Indicators**

If National Rank improves	
If National Rank remains same	
If National Rank has slips down	



**Graph 1: Scoring trend of States based on aggregate average score of districts**





## 6.2 How to improve the score of State

To improve performance at State level, the State government may ensure following:

- 1) The average district scores have high weightage of 400. Thus, improving scores of districts will result into rapid improvement of State's score. District scores can be improved by improving performance in following parameters:

Parameter/ Indicator	Weightage
a) FHTC coverage in case of non-HGJ districts,	50%
b) HGJ certification in case of high achiever & front runner districts,	50%
c) Water quality testing at household level in all the villages of districts for TDS, pH, turbidity, bacteriological & residual chlorine, as well as Fluoride & arsenic in affected areas	10%
d) Water quality testing at source of water in all the villages of districts for TDS, pH, turbidity, bacteriological & residual chlorine, as well as Fluoride & arsenic in affected areas	10%
e) Training of women for FTK testing,	10%
f) Constituting VWSCs/ Pani Samitis in districts under aspirant, performer & achiever categories,	10%
g) Handing over of schemes in high achiever & front runner districts,	10%
h) Skilling of manpower for O&M in all the districts,	10%

The other factors to improve the performance of State are:

- 2) Notify O&M policy for managing PWS in rural areas;
- 3) Develop multimodal grievance redressal mechanism;
- 4) NABL accreditation of all District / State level laboratories; and
- 5) Use of disinfectant like chlorine especially inline chlorination in PWS.

---

## **7. Districts graduating to higher category during the month of June'23**

---



Category	No. of districts in the category as on 1 Oct. '22	No. of districts in the category in the beginning of the month June '23	No. of districts graduated into the category from lower category	No. of districts graduated out to higher category	No. of districts in category at the end of the month June '23
<b>Aspirants (★)</b> Tap connection coverage (25-50%)	121	28	N/A	3	25
<b>Performers (★★★)</b> Tap connection coverage (25-50%)	202	183	3	16	170
<b>Achievers (★★★)</b> Tap connection coverage (50-75%)	168	214	16	15	215
<b>High Achievers (★★★★)</b> Tap connection coverage (75-100%)	127	167	15	4	178
<b>Front Runners (★★★★★)</b> Tap connection coverage (100%)	114	140	4	N/A	144

---

## **8. Ranking Of Districts**

(Based on performance during 1<sup>st</sup> Oct.'22 to 30<sup>th</sup> June'23)

---

## 8.1 Top-5 Fastest moving districts (1<sup>st</sup> Oct.'22- 30<sup>th</sup> June'23)

Aspirants (121) ★ Tap connection coverage (0-25%)			Performers (202) ★★ Tap connection coverage (25-50%)			Achievers (168) ★★★ Tap connection coverage (50-75%)			High Achievers (127) ★★★★ Tap connection coverage (75-100%)		
National Rank	District/State	Marks	National Rank	District/State	Marks	National Rank	District/State	Marks	National Rank	District/State	Marks
1	Jhansi Uttar Pradesh	166.49	1	Mahoba Uttar Pradesh	176.20	1	Niwari Madhya Pradesh	199.99	1	Jamnagar, Amritsar, Fazilka & Ferozepur Gujarat & Punjab	180.00
2	Banda Uttar Pradesh	165.31	2	Deoria Uttar Pradesh	137.18	2	Tirap Arunachal Pradesh	171.58	2	Aravalli Gujarat	179.45
3	Lalitpur Uttar Pradesh	164.12	3	Baghpat Uttar Pradesh	132.81	3	Gangtok Sikkim	162.00	3	Sabar Kantha Gujarat	178.16
4	Mirzapur Uttar Pradesh	162.98	4	Meerut Uttar Pradesh	132.22	4	Mayiladuthurai Tamil Nadu	150.33	4	Ranipet Tamil Nadu	177.44
5	Chitrakoot Uttar Pradesh	158.57	5	Shamli Uttar Pradesh	125.64	5	Lepa Rada Arunachal Pradesh	148.06	5	Surendranagar Gujarat	174.19

8.2 Top-3 Best performing districts (1<sup>st</sup> Oct.'22- 30<sup>th</sup> June'23)

Aspirants (121) ★	Performers (202) ★★	Achievers (168) ★★★	High Achievers (127) ★★★★	Front Runners (114) ★★★★★
Tap connection coverage (0-25%)	Tap connection coverage (25-50%)	Tap connection coverage (50-75%)	Tap connection coverage (75-100%)	Tap connection coverage (100%)
National Rank	National Rank	National Rank	National Rank	National Rank
District/State	District/State	District/State	District/State	District/State
 <b>Shahjahanpur</b> Uttar Pradesh 85.73	 <b>Hapur</b> Uttar Pradesh 83.97	 <b>Salem</b> Tamil Nadu 86.44	 <b>Ranipet</b> Tamil Nadu 73.32	 <b>Srinagar</b> Jammu & Kashmir 83.01
 <b>Bulandshahr</b> Uttar Pradesh 81.81	 <b>Ghaziabad</b> Uttar Pradesh 82.75	 <b>Tiruvannamalai</b> Tamil Nadu 81.59	 <b>Tiruvallur</b> Tamil Nadu 69.43	 <b>Kanchipuram</b> Tamil Nadu 81.22
 <b>Bareilly</b> Uttar Pradesh 77.66	 <b>Mon</b> Nagaland 78.69	 <b>Longleng</b> Nagaland 78.66	 <b>Jamnagar</b> Gujarat 67.02	 <b>Burhanpur</b> Madhya Pradesh 79.84

---

## **9. Ranking of Aspirational Districts**

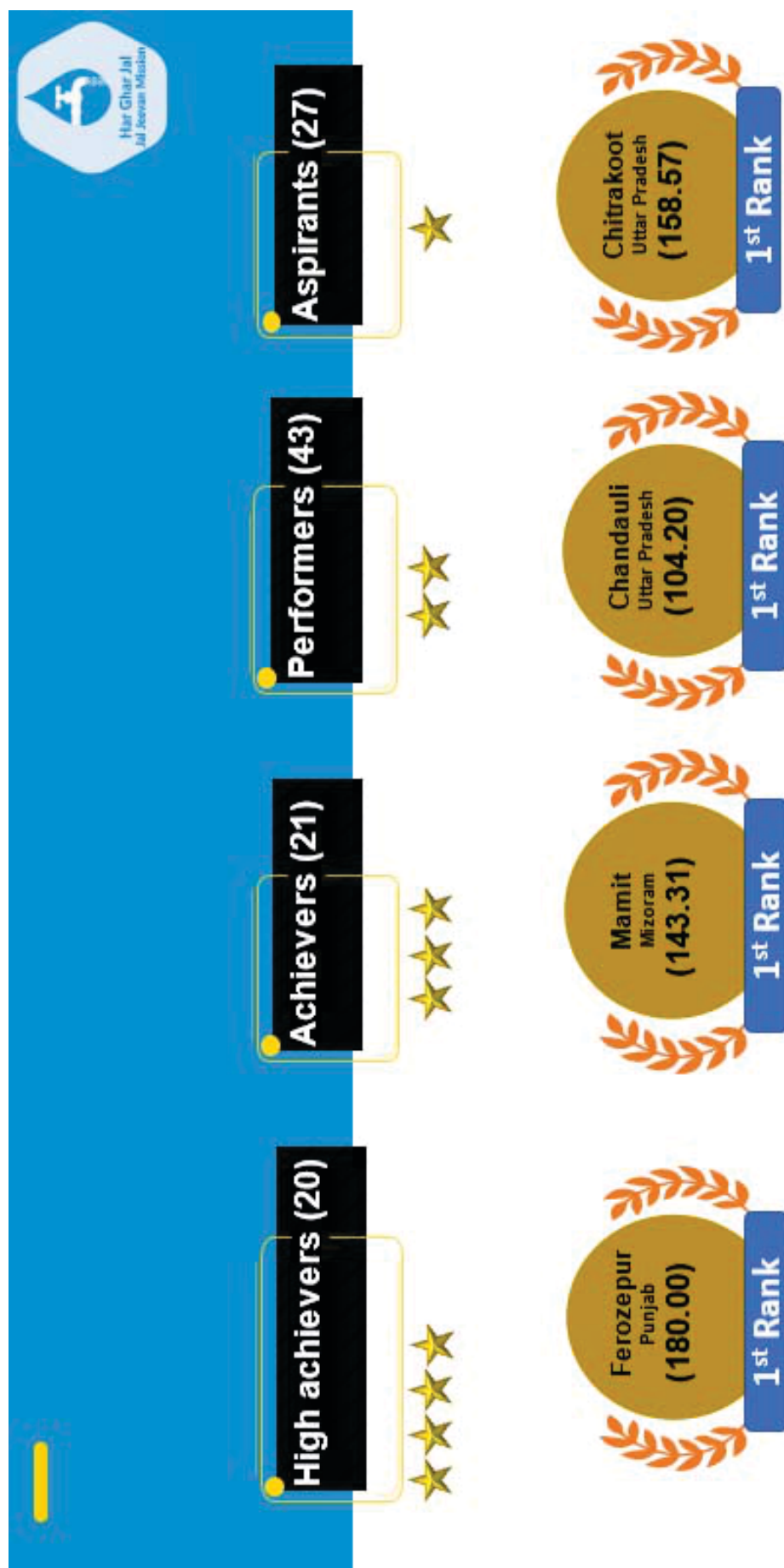
(Based on performance during 1<sup>st</sup> Oct.'22 to 30<sup>th</sup> June'23)

---

## 9.1 Top-3 Best performing Aspirational districts (1<sup>st</sup> Oct.'22- 30<sup>th</sup> June'23)

Aspirants (27) ★			Performers (43) ★★			Achievers (21) ★★★			High Achievers (20) ★★★★			Front Runners (6) ★★★★★		
Tap connection coverage (0-25%)			Tap connection coverage (25-50%)			Tap connection coverage (50-75%)			Tap connection coverage (75-100%)			Tap connection coverage (100%)		
National Rank	District/State	Marks	National Rank	District/State	Marks	National Rank	District/State	Marks	National Rank	District/State	Marks	National Rank	District/State	Marks
1	Sonbhadra Uttar Pradesh	67.71	1	Haridwar Uttarakhand	70.43	1	Visakhapatnam Andhra Pradesh	71.67	1	Y.S.R. Andhra Pradesh	60.80	1	Moga Punjab	63.17
2	Chitrakoot Uttar Pradesh	65.79	2	Chandauli Uttar Pradesh	60.42	2	Mamit Mizoram	67.36	2	Nuapada Odisha	42.06	2	Mewat Haryana	58.30
3	Shravasti Uttar Pradesh	64.82	3	Narayanpur Chhattisgarh	60.41	3	Yadgir Karnataka	64.52	3	Nawada Bihar	40.83	3	Chamba Himachal Pradesh	29.23

## 9.2 Fastest moving Aspirational districts (1<sup>st</sup> Oct.'22- 30<sup>th</sup> June'23)





## 10. Annex of analysis

Detailing of ranking of districts in various categories are annexed here with as per below.

**Annex-I:** Performance marks & categories of districts during 1<sup>st</sup> Oct.'22 – 30<sup>th</sup> June'23

**Annex-II:** Ranks of districts based on fastest provision (% coverage) of tap water connection & % of HGJ certified villages during 1<sup>st</sup> Oct.'22 – 30<sup>th</sup> June'23

**Annex-III:** Districts graduating to higher category during June'23

**Annex-IV:** Districts where zero tap connection provided during June'23



## Annex-I: Performance marks & categories of districts during 1<sup>st</sup> Oct.'22 – 30<sup>th</sup> June'23

### 1. Andaman & Nicobar Islands

#### a. Month wise trend of marks

S. No.	Districts	Category as on Oct-22	Marks based upon pre-defined "Key Performance Indicators"									National Rank (Oct'22-June'23)
			Oct-22	Nov-22	Dec-22	Jan-23	Feb-23	Mar-23	Apr-23	May-23	Jun-23	
1	Nicobars	Front runners	51.746	51.746	51.746	51.746	51.825	51.825	56.031	56.031	56.031	71 / 114
2	North And Middle Andaman	Front runners	61.842	61.842	61.842	59.647	59.647	61.842	65.877	65.877	65.877	54 / 114
3	South Andaman	Front runners	61.235	61.235	61.235	61.235	61.235	61.516	66.516	66.516	66.629	50 / 114

#### b. Month wise Category of districts

S. No.	Districts	Category based on coverage (% HH Tap connections)								
		Oct-22	Nov-22	Dec-22	Jan-23	Feb-23	Mar-23	Apr-23	May-23	Jun-23
1	Nicobars	Front runners	Front runners	Front runners	Front runners	Front runners	Front runners	Front runners	Front runners	Front runners
2	North And Middle Andaman	Front runners	Front runners	Front runners	Front runners	Front runners	Front runners	Front runners	Front runners	Front runners
3	South Andaman	Front runners	Front runners	Front runners	Front runners	Front runners	Front runners	Front runners	Front runners	Front runners

*Annex-I: Performance marks & categories of districts during Oct.'22- June'23*

**2. Andhra Pradesh**

**a. Month wise trend of marks**

S. No.	Districts	Category as on Oct-22	Marks based upon pre-defined "Key Performance Indicators"									National Rank (Oct'22-June'23)
			Oct-22	Nov-22	Dec-22	Jan-23	Feb-23	Mar-23	Apr-23	May-23	Jun-23	
1	Alluri Sitharama Raju	Achievers	23.371	23.329	26.969	28.848	28.861	29.776	26.949	28.408	31.315	146 / 168
2	Anakapalli	Achievers	44.845	62.197	72.553	69.230	65.124	61.504	52.563	48.316	49.038	29 / 168
3	Ananthapuramu	Achievers	45.579	27.871	36.820	42.286	45.149	43.869	33.664	35.551	36.605	95 / 168
4	Annamayya	High Achievers	45.784	48.981	63.493	64.771	65.391	65.873	62.242	66.870	68.783	10 / 127
5	Bapatla	Performers	26.146	26.478	31.909	31.927	31.470	30.894	29.670	31.619	34.831	114 / 202
6	Chittoor	High Achievers	45.255	45.507	54.156	33.226	36.865	36.136	32.032	31.661	32.103	57 / 127
7	East Godavari	High Achievers	46.245	53.819	61.352	59.068	55.749	52.385	44.941	47.267	53.659	31 / 127
8	Eluru	High Achievers	41.149	43.382	62.773	54.581	62.700	61.035	53.717	54.671	59.372	26 / 127
9	Guntur	Achievers	43.419	51.081	59.449	57.347	56.091	53.854	46.921	46.479	53.865	50 / 168
10	Kakinada	Achievers	70.257	71.269	63.516	64.696	64.782	61.342	49.456	47.336	54.231	24 / 168
11	Konaseema	Achievers	69.336	71.153	81.830	83.849	77.838	73.122	64.174	63.389	63.505	4 / 168
12	Krishna	Achievers	33.399	34.772	44.162	46.649	45.649	45.757	43.558	42.688	42.290	83 / 168
13	Kurnool	Performers	41.539	42.491	52.565	59.327	58.286	56.273	47.360	53.482	55.320	46 / 202
14	Nandyal	Achievers	37.446	34.059	48.266	51.046	49.892	47.674	38.685	41.407	46.501	79 / 168
15	NTR	Achievers	40.931	45.492	49.408	49.237	46.636	45.866	42.482	42.918	42.008	74 / 168
16	Palnadu	Performers	30.016	33.376	42.439	43.565	42.546	41.727	35.278	37.098	43.957	86 / 202
17	Parvathipuram Manyam	Achievers	44.743	50.643	57.710	59.813	61.336	58.501	54.587	52.858	52.800	38 / 168
18	Prakasam	Achievers	49.996	50.028	57.008	59.222	57.020	53.194	52.903	49.353	55.806	43 / 168
19	Sri Potti Sriramulu Nellore	High Achievers	50.919	53.479	63.258	64.155	64.291	58.642	48.776	51.926	57.621	19 / 127
20	Sri Sathya Sai	High Achievers	43.074	46.833	59.896	62.475	60.274	57.001	42.161	41.410	46.259	36 / 127
21	Srikakulam	Aspirants	37.839	35.864	46.139	47.100	44.591	42.441	34.604	36.256	37.111	61 / 121
22	Tirupati	High Achievers	47.621	49.958	59.389	58.666	60.491	62.676	57.947	56.822	57.083	20 / 127
23	Visakhapatnam	Achievers	69.102	75.170	86.854	85.636	78.428	72.983	61.634	56.063	59.137	6 / 168
24	Vizianagaram	Achievers	55.885	53.660	60.079	60.860	58.813	56.241	51.348	52.400	54.027	33 / 168
25	West Godavari	Achievers	60.529	50.513	61.684	66.892	66.965	63.523	52.286	51.920	49.593	30 / 168
26	Y.S.R.	High Achievers	38.731	51.399	69.393	37.075	71.064	71.623	69.717	71.534	66.697	11 / 127



*Annex-I: Performance marks & categories of districts during Oct.'22- June'23*

**b. Month wise Category of districts**

S. No.	Districts	Category based on coverage (% HH Tap connections)								
		Oct-22	Nov-22	Dec-22	Jan-23	Feb-23	Mar-23	Apr-23	May-23	Jun-23
1	Alluri Sitharama Raju	Achievers	Achievers	Achievers	Achievers	Achievers	Achievers	Achievers	Achievers	Achievers
2	Anakapalli	Achievers	Achievers	Achievers	Achievers	Achievers	Achievers	Achievers	Achievers	Achievers
3	Ananthapuramu	Achievers	High Achievers	High Achievers	High Achievers	High Achievers	High Achievers	High Achievers	High Achievers	High Achievers
4	Annamayya	High Achievers	High Achievers	High Achievers	High Achievers	High Achievers	High Achievers	High Achievers	High Achievers	High Achievers
5	Bapatla	Performers	Performers	Performers	Performers	Performers	Performers	Performers	Performers	Performers
6	Chittoor	High Achievers	High Achievers	High Achievers	High Achievers	High Achievers	High Achievers	High Achievers	High Achievers	High Achievers
7	East Godavari	High Achievers	High Achievers	High Achievers	High Achievers	High Achievers	High Achievers	High Achievers	High Achievers	High Achievers
8	Eluru	High Achievers	High Achievers	High Achievers	High Achievers	High Achievers	High Achievers	High Achievers	High Achievers	High Achievers
9	Guntur	Achievers	Achievers	Achievers	Achievers	Achievers	Achievers	Achievers	Achievers	Achievers
10	Kakinada	Achievers	Achievers	High Achievers	High Achievers	High Achievers	High Achievers	High Achievers	High Achievers	High Achievers
11	Konaseema	Achievers	Achievers	Achievers	Achievers	Achievers	Achievers	Achievers	Achievers	Achievers
12	Krishna	Achievers	Achievers	Achievers	Achievers	Achievers	Achievers	Achievers	Achievers	Achievers
13	Kurnool	Performers	Performers	Achievers	Achievers	Achievers	Achievers	Achievers	Achievers	Achievers
14	Nandyal	Achievers	Achievers	Achievers	Achievers	Achievers	Achievers	Achievers	Achievers	Achievers
15	NTR	Achievers	Achievers	Achievers	Achievers	Achievers	Achievers	Achievers	Achievers	Achievers
16	Palnadu	Performers	Performers	Performers	Performers	Performers	Performers	Performers	Performers	Performers
17	Parvathipuram Manyam	Achievers	Achievers	Achievers	Achievers	Achievers	Achievers	Achievers	Achievers	Achievers
18	Prakasam	Achievers	Achievers	Achievers	Achievers	Achievers	Achievers	Achievers	Achievers	Achievers
19	Sri Potti Sriramulu Nellore	High Achievers	High Achievers	High Achievers	High Achievers	High Achievers	High Achievers	High Achievers	High Achievers	High Achievers
20	Sri Sathya Sai	High Achievers	High Achievers	High Achievers	High Achievers	High Achievers	High Achievers	High Achievers	High Achievers	High Achievers
21	Srikakulam	Aspirants	Performers	Performers	Performers	Performers	Performers	Performers	Performers	Performers
22	Tirupati	High Achievers	High Achievers	High Achievers	High Achievers	High Achievers	High Achievers	High Achievers	High Achievers	High Achievers
23	Visakhapatnam	Achievers	Achievers	Achievers	Achievers	Achievers	Achievers	Achievers	Achievers	Achievers
24	Vizianagaram	Achievers	Achievers	Achievers	Achievers	Achievers	Achievers	Achievers	Achievers	Achievers
25	West Godavari	Achievers	High Achievers	High Achievers	High Achievers	High Achievers	High Achievers	High Achievers	High Achievers	High Achievers
26	Y.S.R.	High Achievers	High Achievers	High Achievers	High Achievers	High Achievers	High Achievers	High Achievers	High Achievers	High Achievers

*Annex-I: Performance marks & categories of districts during Oct.'22- June'23*

**3. Arunachal Pradesh**

**a. Month wise trend of marks**

S. No.	Districts	Category as on Oct-22	Marks based upon pre-defined "Key Performance Indicators"									National Rank (Oct'22-June'23)
			Oct-22	Nov-22	Dec-22	Jan-23	Feb-23	Mar-23	Apr-23	May-23	Jun-23	
1	Anjaw	Achievers	14.704	15.568	29.386	36.591	68.625	48.916	50.964	48.866	49.355	91 / 168
2	Changlang	Achievers	22.466	23.766	21.999	15.900	42.273	66.106	49.697	49.818	50.515	102 / 168
3	Dibang Valley	High Achievers	4.071	4.071	5.731	6.025	6.017	20.409	23.275	22.409	43.457	97 / 127
4	East Kameng	High Achievers	5.834	9.156	8.907	10.235	10.714	45.702	46.579	42.639	52.095	80 / 127
5	East Siang	Achievers	25.877	38.193	38.263	40.333	37.857	56.383	62.370	68.022	70.372	61 / 168
6	Kamle	Achievers	12.956	16.430	65.165	46.165	46.212	47.171	47.966	48.383	48.197	84 / 168
7	Kra Daadi	Achievers	13.068	13.271	14.836	14.670	14.811	23.982	25.483	56.571	54.131	150 / 168
8	Kurung Kumey	Achievers	11.348	13.172	12.753	12.998	12.984	34.938	35.740	33.313	36.441	158 / 168
9	Lepa Rada	Achievers	25.679	54.679	59.583	37.163	54.077	58.210	68.395	65.062	65.061	41 / 168
10	Lohit	High Achievers	49.815	49.815	50.277	50.185	50.185	50.185	55.370	55.370	55.648	34 / 127
11	Longding	Performers	29.378	39.953	40.781	42.940	41.707	57.425	38.469	55.452	77.945	57 / 202
12	Lower Dibang Valley	Achievers	46.582	31.237	38.584	24.553	24.920	35.185	31.341	35.134	46.521	115 / 168
13	Lower Siang	High Achievers	15.752	30.188	51.532	41.090	39.211	46.430	40.110	46.387	58.323	51 / 127
14	Lower Subansiri	Achievers	47.180	39.354	57.821	47.477	44.831	67.172	69.749	65.419	73.343	32 / 168
15	Namsai	High Achievers	13.515	13.515	16.592	15.727	17.508	53.637	61.879	61.879	61.879	69 / 127
16	Pakke Kesang	High Achievers	6.028	14.110	15.891	9.339	17.146	16.936	23.909	23.797	23.847	93 / 127
17	Papum Pare	Achievers	23.573	22.161	23.551	24.500	29.221	43.298	36.213	34.290	61.447	121 / 168
18	Shi Yomi	High Achievers	13.596	38.086	39.165	29.915	26.819	55.175	71.841	72.061	71.084	42 / 127
19	Siang	High Achievers	51.905	55.355	54.396	54.922	57.097	58.289	63.636	63.295	69.022	15 / 127
20	Tawang	Achievers	58.354	41.713	46.823	55.031	48.143	43.541	39.304	69.775	54.775	59 / 168
21	Tirap	Achievers	33.564	27.320	70.922	72.948	56.318	57.906	72.000	76.750	76.667	25 / 168
22	Upper Siang	High Achievers	26.280	44.549	45.640	43.645	41.012	66.873	71.697	69.063	72.589	29 / 127
23	Upper Subansiri	Achievers	18.529	18.571	21.580	24.002	54.732	69.224	47.674	46.601	43.604	97 / 168
24	West Kameng	High Achievers	22.917	22.560	21.077	20.487	24.858	57.086	56.162	60.681	61.820	56 / 127
25	West Siang	High Achievers	27.645	29.105	25.403	25.004	45.363	46.136	38.544	55.114	71.772	54 / 127



*Annex-I: Performance marks & categories of districts during Oct.'22- June'23*

**b. Month wise Category of districts**

S. No.	Districts	Category based on coverage (% HH Tap connections)								
		Oct-22	Nov-22	Dec-22	Jan-23	Feb-23	Mar-23	Apr-23	May-23	Jun-23
1	Anjaw	Achievers	Achievers	Achievers	Achievers	Achievers	High Achievers	High Achievers	High Achievers	High Achievers
2	Changlang	Achievers	Achievers	Achievers	Achievers	Achievers	Achievers	High Achievers	High Achievers	High Achievers
3	Dibang Valley	High Achievers	High Achievers	High Achievers	High Achievers	High Achievers	High Achievers	High Achievers	High Achievers	High Achievers
4	East Kameng	High Achievers	High Achievers	High Achievers	High Achievers	High Achievers	High Achievers	High Achievers	High Achievers	High Achievers
5	East Siang	Achievers	Achievers	Achievers	Achievers	Achievers	Achievers	Achievers	Achievers	Achievers
6	Kamle	Achievers	Achievers	Achievers	High Achievers	High Achievers	High Achievers	High Achievers	High Achievers	High Achievers
7	Kra Daadi	Achievers	Performers	Performers	Achievers	Performers	Performers	Achievers	Achievers	Achievers
8	Kurung Kumey	Achievers	Achievers	Achievers	Achievers	Achievers	Achievers	Achievers	Achievers	Achievers
9	Lepa Rada	Achievers	Achievers	Achievers	High Achievers	Achievers	High Achievers	High Achievers	High Achievers	High Achievers
10	Lohit	High Achievers	High Achievers	High Achievers	High Achievers	High Achievers	High Achievers	High Achievers	High Achievers	High Achievers
11	Longding	Performers	Performers	Performers	Achievers	Achievers	Achievers	Achievers	Achievers	Achievers
12	Lower Dibang Valley	Achievers	Achievers	Achievers	High Achievers	High Achievers	High Achievers	High Achievers	High Achievers	High Achievers
13	Lower Siang	High Achievers	High Achievers	High Achievers	High Achievers	High Achievers	High Achievers	High Achievers	High Achievers	High Achievers
14	Lower Subansiri	Achievers	Achievers	Achievers	Achievers	Achievers	Achievers	Achievers	Achievers	Achievers
15	Namsai	High Achievers	High Achievers	High Achievers	High Achievers	High Achievers	High Achievers	High Achievers	High Achievers	High Achievers
16	Pakke Kesang	High Achievers	Achievers	Achievers	High Achievers	Achievers	Achievers	Achievers	Achievers	Achievers
17	Papum Pare	Achievers	Performers	Performers	Achievers	Performers	Performers	Achievers	Achievers	Achievers
18	Shi Yomi	High Achievers	High Achievers	High Achievers	High Achievers	High Achievers	High Achievers	High Achievers	High Achievers	High Achievers
19	Siang	High Achievers	High Achievers	High Achievers	High Achievers	High Achievers	High Achievers	High Achievers	High Achievers	High Achievers
20	Tawang	Achievers	Achievers	Achievers	Achievers	Achievers	Achievers	Achievers	Achievers	High Achievers
21	Tirap	Achievers	Achievers	Achievers	Achievers	High Achievers	High Achievers	High Achievers	High Achievers	High Achievers
22	Upper Siang	High Achievers	High Achievers	High Achievers	High Achievers	High Achievers	High Achievers	High Achievers	High Achievers	High Achievers
23	Upper Subansiri	Achievers	Achievers	Achievers	Achievers	Achievers	Achievers	High Achievers	High Achievers	High Achievers
24	West Kameng	High Achievers	High Achievers	High Achievers	High Achievers	High Achievers	High Achievers	High Achievers	High Achievers	High Achievers
25	West Siang	High Achievers	High Achievers	High Achievers	High Achievers	High Achievers	High Achievers	High Achievers	High Achievers	High Achievers

*Annex-I: Performance marks & categories of districts during Oct.'22- June'23*

**4. Assam**

**a. Month wise trend of marks**

S. No.	Districts	Category as on Oct-22	Marks based upon pre-defined "Key Performance Indicators"									National Rank (Oct'22-June'23)
			Oct-22	Nov-22	Dec-22	Jan-23	Feb-23	Mar-23	Apr-23	May-23	Jun-23	
1	Baksa	Performers	44.581	53.167	51.266	4.545	8.425	15.987	16.392	15.861	16.569	144 / 202
2	Barpeta	Performers	35.954	40.112	46.680	59.796	65.981	65.364	63.246	64.209	70.817	32 / 202
3	Biswanath	Aspirants	5.154	8.768	29.479	35.922	46.860	47.234	45.721	48.235	48.737	73 / 121
4	Bongaigaon	Performers	32.683	41.180	39.376	40.031	43.372	50.948	49.474	46.146	47.645	68 / 202
5	Cachar	Achievers	61.255	58.099	54.957	49.949	50.900	52.126	48.744	50.191	50.410	47 / 168
6	Charaideo	Performers	35.365	25.174	20.856	25.132	32.771	37.099	42.108	64.439	64.146	88 / 202
7	Chirang	Aspirants	14.006	14.005	14.401	16.861	21.913	32.589	41.862	43.670	55.382	88 / 121
8	Darrang	Performers	27.533	29.600	29.920	32.386	38.836	45.264	49.704	49.017	58.737	78 / 202
9	Dhemaji	Performers	20.266	38.275	31.687	32.079	37.163	44.838	47.231	47.885	48.319	87 / 202
10	Dhubri	Performers	12.848	18.400	23.339	27.151	39.758	52.624	55.165	56.850	56.806	91 / 202
11	Dibrugarh	Performers	10.188	14.236	18.291	23.074	31.178	35.686	42.095	40.941	41.010	128 / 202
12	Dima Hasao	Aspirants	11.973	13.466	16.052	15.659	20.583	23.316	21.750	23.223	24.986	108 / 121
13	Goalpara	Performers	50.855	51.208	54.905	52.833	55.850	59.647	60.665	58.111	56.596	36 / 202
14	Golaghat	Performers	38.539	61.329	62.278	57.461	58.277	65.788	60.266	70.280	67.734	21 / 202
15	Hailakandi	Achievers	33.037	36.229	30.845	36.152	43.244	54.902	47.648	54.684	59.899	77 / 168
16	Hojai	Performers	7.721	8.169	33.131	33.508	33.894	36.215	30.800	37.405	37.147	127 / 202
17	Jorhat	Performers	16.720	25.698	41.061	43.157	46.920	57.935	54.900	58.601	57.084	66 / 202
18	Kamrup	Performers	13.544	15.207	14.628	15.015	18.852	24.169	28.095	29.146	39.826	161 / 202
19	Kamrup Metropolitan	High Achievers	12.425	16.078	11.673	9.265	10.644	11.294	9.454	10.242	10.910	102 / 127
20	Karbi Anglong	Aspirants	5.863	4.924	5.128	3.400	4.583	5.236	5.546	5.837	6.489	121 / 121
21	Karimganj	Achievers	15.078	16.243	18.401	18.754	21.925	23.502	25.921	24.478	26.753	162 / 168
22	Kokrajhar	Performers	10.361	11.649	15.069	19.916	22.432	24.113	28.230	33.946	43.170	158 / 202
23	Lakhimpur	Performers	47.028	50.770	45.933	43.394	54.214	59.391	55.119	56.040	52.310	47 / 202
24	Majuli	High Achievers	48.454	54.324	55.834	56.521	58.021	59.032	57.774	61.937	61.190	18 / 127
25	Morigaon	Performers	14.131	14.874	14.938	16.223	19.358	19.351	20.645	21.669	26.100	182 / 202
26	Nagaon	Performers	45.708	42.855	36.912	35.060	37.223	39.337	39.501	43.950	44.488	76 / 202
27	Nalbari	Performers	31.782	39.533	41.117	45.959	51.369	59.177	69.344	64.950	58.048	49 / 202
28	Sivasagar	Performers	26.559	37.065	46.083	54.354	61.459	69.359	70.441	86.259	80.218	24 / 202
29	Sonitpur	Performers	23.109	24.323	39.314	46.058	51.974	59.203	73.526	75.065	70.145	48 / 202
30	South Salmara Mancachar	Aspirants	40.328	57.412	60.145	75.438	76.212	77.425	73.758	88.174	93.342	7 / 121
31	Tamulpur	Performers -					52.246	55.018	58.912	60.017	59.579	31 / 202
32	Tinsukia	Performers	26.089	37.035	33.486	33.615	33.924	40.628	43.634	43.879	46.107	94 / 202
33	Udalguri	Aspirants	43.630	46.523	39.411	35.987	34.707	34.037	38.624	40.095	57.433	59 / 121
34	West Karbi Anglong	Aspirants	10.708	11.846	10.575	9.807	11.011	12.135	11.391	11.872	12.472	119 / 121





Annex-I: Performance marks & categories of districts during Oct.'22- June'23

b. Month wise Category of districts

S. No.	Districts	Category based on coverage (% HH Tap connections)								
		Oct-22	Nov-22	Dec-22	Jan-23	Feb-23	Mar-23	Apr-23	May-23	Jun-23
1	Baksa	Performers	Performers	Achievers	Achievers	Achievers	Achievers	Achievers	Achievers	Achievers
2	Barpeta	Performers	Performers	Performers	Performers	Performers	Achievers	Achievers	Achievers	Achievers
3	Biswanath	Aspirants	Aspirants	Aspirants	Aspirants	Performers	Performers	Performers	Performers	Performers
4	Bongaigaon	Performers	Performers	Performers	Performers	Performers	Performers	Performers	Performers	Performers
5	Cachar	Achievers	Achievers	Achievers	Achievers	Achievers	Achievers	Achievers	Achievers	Achievers
6	Charaideo	Performers	Performers	Performers	Performers	Performers	Performers	Performers	Performers	Achievers
7	Chirang	Aspirants	Aspirants	Aspirants	Aspirants	Aspirants	Aspirants	Aspirants	Aspirants	Aspirants
8	Darrang	Performers	Performers	Performers	Performers	Performers	Performers	Performers	Achievers	Achievers
9	Dhemaji	Performers	Performers	Performers	Performers	Performers	Performers	Performers	Performers	Performers
10	Dhubri	Performers	Performers	Performers	Performers	Performers	Performers	Performers	Performers	Performers
11	Dibrugarh	Performers	Performers	Performers	Performers	Performers	Performers	Performers	Performers	Performers
12	Dima Hasao	Aspirants	Aspirants	Aspirants	Aspirants	Aspirants	Performers	Performers	Performers	Performers
13	Goalpara	Performers	Performers	Performers	Performers	Performers	Achievers	Achievers	Achievers	Achievers
14	Golaghat	Performers	Performers	Performers	Performers	Performers	Achievers	Achievers	Achievers	Achievers
15	Hailakandi	Achievers	Achievers	Achievers	Achievers	Achievers	Achievers	Achievers	Achievers	Achievers
16	Hojai	Performers	Performers	Performers	Performers	Performers	Performers	Performers	Performers	Performers
17	Jorhat	Performers	Performers	Performers	Performers	Performers	Performers	Achievers	Achievers	Achievers
18	Kamrup	Performers	Performers	Performers	Performers	Performers	Performers	Performers	Performers	Achievers
19	Kamrup Metropolitan	High Achievers	High Achievers	High Achievers	High Achievers	High Achievers	High Achievers	High Achievers	High Achievers	High Achievers
20	Karbi Anglong	Aspirants	Aspirants	Aspirants	Aspirants	Aspirants	Aspirants	Aspirants	Aspirants	Aspirants
21	Karimganj	Achievers	Achievers	Achievers	Achievers	Achievers	Achievers	Achievers	Achievers	Achievers
22	Kokrajhar	Performers	Performers	Performers	Performers	Performers	Performers	Performers	Performers	Performers
23	Lakhimpur	Performers	Performers	Performers	Achievers	Achievers	Achievers	Achievers	Achievers	Achievers
24	Majuli	High Achievers	High Achievers	High Achievers	High Achievers	High Achievers	High Achievers	High Achievers	High Achievers	High Achievers
25	Morigaon	Performers	Performers	Performers	Performers	Performers	Performers	Performers	Performers	Performers
26	Nagaon	Performers	Performers	Performers	Performers	Performers	Performers	Performers	Performers	Performers
27	Nalbari	Performers	Performers	Performers	Achievers	Achievers	Achievers	Achievers	Achievers	Achievers
28	Sivasagar	Performers	Performers	Performers	Performers	Performers	Achievers	Achievers	Achievers	Achievers
29	Sonitpur	Performers	Performers	Performers	Performers	Performers	Performers	Achievers	Achievers	Achievers
30	South Salmara Mancachar	Aspirants	Aspirants	Aspirants	Performers	Performers	Performers	Performers	Performers	Achievers
31	Tamulpur	Performers	0	0	0	Achievers	Achievers	Achievers	Achievers	Achievers
32	Tinsukia	Performers	Performers	Performers	Performers	Performers	Performers	Performers	Performers	Performers
33	Udalguri	Aspirants	Performers	Performers	Performers	Performers	Performers	Performers	Performers	Performers
34	West Karbi Anglong	Aspirants	Aspirants	Aspirants	Aspirants	Aspirants	Aspirants	Aspirants	Aspirants	Aspirants

*Annex-I: Performance marks & categories of districts during Oct.'22- June'23*

**5. Bihar**

**a. Month wise trend of marks**

S. No.	Districts	Category as on Oct-22	Marks based upon pre-defined "Key Performance Indicators"									National Rank (Oct'22-June'23)
			Oct-22	Nov-22	Dec-22	Jan-23	Feb-23	Mar-23	Apr-23	May-23	Jun-23	
1	Araria	High Achievers	0.000	0.000	0.000	0.000	0.007	0.007	0.000	40.020	37.803	107 / 127
2	Arwal	Front runners	0.000	0.000	0.000	0.000	0.000	0.000	0.472	0.472	0.472	112 / 114
3	Aurangabad	High Achievers	0.000	0.000	0.000	0.000	0.000	0.000	0.000	6.321	27.776	113 / 127
4	Banka	High Achievers	0.000	0.000	40.000	40.000	40.000	40.000	41.896	41.896	1.896	79 / 127
5	Begusarai	High Achievers	6.643	8.337	15.286	10.453	21.840	21.350	22.699	41.992	41.992	87 / 127
6	Bhagalpur	High Achievers	0.000	0.000	2.427	0.000	0.000	0.000	2.342	14.722	14.431	114 / 127
7	Bhojpur	High Achievers	19.458	39.459	40.000	40.000	40.000	38.243	40.000	40.016	40.011	60 / 127
8	Buxar	High Achievers	40.000	40.000	40.000	38.310	33.006	27.501	40.037	40.037	40.037	58 / 127
9	Darbhanga	High Achievers	0.000	0.000	0.007	0.000	0.000	0.000	0.035	0.035	0.044	126 / 127
10	Gaya	High Achievers	0.015	0.015	0.015	0.015	0.015	0.015	1.452	17.788	16.376	112 / 127
11	Gopalganj	High Achievers	0.000	0.000	0.000	0.000	0.000	0.000	2.658	15.233	35.991	108 / 127
12	Jamui	High Achievers	40.000	40.000	40.000	40.000	40.000	40.000	41.772	41.772	1.772	66 / 127
13	Jehanabad	High Achievers	0.000	0.000	0.000	0.000	0.000	0.000	16.880	40.361	40.352	104 / 127
14	Kaimur (bhabua)	High Achievers	0.000	23.158	15.672	9.288	7.431	6.194	5.298	40.000	40.000	95 / 127
15	Katihar	High Achievers	0.000	0.000	0.000	0.000	0.000	0.000	0.000	40.000	0.000	111 / 127
16	Khagaria	High Achievers	0.000	40.000	40.000	0.000	40.000	40.021	9.136	9.177	9.177	89 / 127
17	Kishanganj	High Achievers	10.254	38.226	34.155	25.611	20.486	19.485	40.841	41.047	1.062	81 / 127
18	Lakhisarai	High Achievers	3.350	35.468	40.000	40.012	40.012	40.012	40.000	40.000	40.000	68 / 127
19	Madhepura	High Achievers	0.000	40.000	40.000	0.012	0.025	0.037	2.804	2.804	2.953	106 / 127
20	Madhubani	High Achievers	0.000	0.000	0.000	0.005	0.005	0.005	0.452	1.157	1.075	124 / 127
21	Munger	High Achievers	0.000	0.000	40.000	0.000	0.000	0.000	4.091	4.091	4.091	109 / 127
22	Muzaffarpur	High Achievers	0.000	0.000	0.373	0.000	0.003	0.003	0.924	0.950	0.947	123 / 127
23	Nalanda	High Achievers	11.492	5.730	3.884	0.065	0.065	0.065	1.581	1.566	2.397	117 / 127
24	Nawada	High Achievers	35.577	40.000	40.000	40.000	40.000	40.000	43.969	43.969	43.969	52 / 127
25	Pashchim Champaran	High Achievers	0.000	6.000	31.302	13.063	10.455	8.713	7.758	19.928	30.060	98 / 127
26	Patna	High Achievers	0.040	0.040	0.040	0.044	0.044	0.044	3.982	12.087	11.403	116 / 127
27	Purba Champaran	High Achievers	0.000	0.577	0.385	0.280	0.224	0.303	1.148	3.986	4.038	118 / 127
28	Purnia	High Achievers	0.000	0.000	2.830	0.000	0.000	0.000	0.422	0.422	0.422	121 / 127
29	Rohtas	High Achievers	0.000	0.000	0.006	0.016	0.016	0.016	0.000	0.000	0.038	127 / 127
30	Saharsa	High Achievers	0.000	0.000	0.000	0.000	0.000	0.000	7.785	10.381	10.352	115 / 127
31	Samastipur	High Achievers	0.000	0.000	0.206	0.000	0.000	0.000	0.000	0.000	0.000	125 / 127
32	Saran	High Achievers	32.144	18.165	19.494	0.000	0.000	0.034	0.686	8.142	25.999	101 / 127
33	Sheikhpura	High Achievers	40.000	30.278	20.185	0.000	0.000	0.000	0.000	0.000	0.000	105 / 127
34	Sheohar	High Achievers	0.000	0.000	3.089	0.000	0.000	0.000	0.000	0.077	0.051	122 / 127
35	Sitamarhi	High Achievers	0.259	15.474	10.429	7.369	6.093	5.130	6.250	25.225	24.017	103 / 127
36	Siwan	High Achievers	0.000	0.000	0.000	0.000	0.000	0.000	0.000	1.551	2.630	120 / 127
37	Supaul	High Achievers	0.000	0.000	8.396	0.000	0.000	0.000	0.000	0.000	0.000	119 / 127
38	Vaishali	High Achievers	0.015	0.015	0.030	0.037	0.037	0.037	1.999	2.010	42.014	110 / 127



*Annex-I: Performance marks & categories of districts during Oct.'22- June'23*

**b. Month wise Category of districts**

S. No.	Districts	Category based on coverage (% HH Tap connections)								
		Oct-22	Nov-22	Dec-22	Jan-23	Feb-23	Mar-23	Apr-23	May-23	Jun-23
1	Araria	High Achievers	High Achievers	High Achievers	High Achievers	High Achievers	High Achievers	High Achievers	High Achievers	High Achievers
2	Arwal	Front runners	Front runners	Front runners	Front runners	Front runners	Front runners	Front runners	Front runners	Front runners
3	Aurangabad	High Achievers	High Achievers	High Achievers	High Achievers	High Achievers	High Achievers	High Achievers	High Achievers	High Achievers
4	Banka	High Achievers	High Achievers	High Achievers	High Achievers	High Achievers	High Achievers	High Achievers	High Achievers	Front runners
5	Begusarai	High Achievers	High Achievers	High Achievers	High Achievers	High Achievers	High Achievers	High Achievers	High Achievers	High Achievers
6	Bhagalpur	High Achievers	High Achievers	High Achievers	High Achievers	High Achievers	High Achievers	High Achievers	High Achievers	High Achievers
7	Bhojpur	High Achievers	High Achievers	High Achievers	High Achievers	High Achievers	High Achievers	High Achievers	High Achievers	High Achievers
8	Buxar	High Achievers	High Achievers	High Achievers	High Achievers	High Achievers	High Achievers	High Achievers	High Achievers	High Achievers
9	Darbhanga	High Achievers	High Achievers	High Achievers	High Achievers	High Achievers	High Achievers	High Achievers	High Achievers	High Achievers
10	Gaya	High Achievers	High Achievers	High Achievers	High Achievers	High Achievers	High Achievers	High Achievers	High Achievers	High Achievers
11	Gopalganj	High Achievers	High Achievers	High Achievers	High Achievers	High Achievers	High Achievers	High Achievers	High Achievers	High Achievers
12	Jamui	High Achievers	High Achievers	High Achievers	High Achievers	High Achievers	High Achievers	High Achievers	High Achievers	Front runners
13	Jehanabad	High Achievers	High Achievers	High Achievers	High Achievers	High Achievers	High Achievers	High Achievers	High Achievers	High Achievers
14	Kaimur (bhabua)	High Achievers	High Achievers	High Achievers	High Achievers	High Achievers	High Achievers	High Achievers	High Achievers	High Achievers
15	Katihar	High Achievers	High Achievers	High Achievers	High Achievers	High Achievers	High Achievers	High Achievers	High Achievers	Front runners
16	Khagaria	High Achievers	High Achievers	High Achievers	Front runners	High Achievers	High Achievers	Front runners	Front runners	Front runners
17	Kishanganj	High Achievers	High Achievers	High Achievers	High Achievers	High Achievers	High Achievers	High Achievers	High Achievers	Front runners
18	Lakhisarai	High Achievers	High Achievers	High Achievers	High Achievers	High Achievers	High Achievers	High Achievers	High Achievers	High Achievers
19	Madhepura	High Achievers	High Achievers	High Achievers	Front runners	Front runners	Front runners	Front runners	Front runners	Front runners
20	Madhubani	High Achievers	High Achievers	High Achievers	High Achievers	High Achievers	High Achievers	High Achievers	High Achievers	High Achievers
21	Munger	High Achievers	High Achievers	High Achievers	Front runners	High Achievers	High Achievers	Front runners	Front runners	Front runners
22	Muzaffarpur	High Achievers	High Achievers	High Achievers	High Achievers	High Achievers	High Achievers	High Achievers	High Achievers	High Achievers
23	Nalanda	High Achievers	High Achievers	High Achievers	High Achievers	High Achievers	High Achievers	High Achievers	High Achievers	High Achievers
24	Nawada	High Achievers	High Achievers	High Achievers	High Achievers	High Achievers	High Achievers	High Achievers	High Achievers	High Achievers
25	Pashchim Champaran	High Achievers	High Achievers	High Achievers	High Achievers	High Achievers	High Achievers	High Achievers	High Achievers	High Achievers
26	Patna	High Achievers	High Achievers	High Achievers	High Achievers	High Achievers	High Achievers	High Achievers	High Achievers	High Achievers
27	Purba Champaran	High Achievers	High Achievers	High Achievers	High Achievers	High Achievers	High Achievers	High Achievers	High Achievers	High Achievers
28	Purnia	High Achievers	High Achievers	High Achievers	High Achievers	High Achievers	High Achievers	High Achievers	High Achievers	High Achievers
29	Rohtas	High Achievers	High Achievers	High Achievers	High Achievers	High Achievers	High Achievers	High Achievers	High Achievers	High Achievers
30	Saharsa	High Achievers	High Achievers	High Achievers	High Achievers	High Achievers	High Achievers	High Achievers	High Achievers	High Achievers
31	Samastipur	High Achievers	High Achievers	High Achievers	Front runners	High Achievers	High Achievers	High Achievers	High Achievers	High Achievers
32	Saran	High Achievers	High Achievers	High Achievers	High Achievers	High Achievers	High Achievers	High Achievers	High Achievers	High Achievers
33	Sheikhpura	High Achievers	High Achievers	High Achievers	Front runners	High Achievers	High Achievers	High Achievers	High Achievers	Front runners
34	Sheohar	High Achievers	High Achievers	High Achievers	High Achievers	High Achievers	High Achievers	High Achievers	High Achievers	High Achievers
35	Sitamarhi	High Achievers	High Achievers	High Achievers	High Achievers	High Achievers	High Achievers	High Achievers	High Achievers	High Achievers
36	Siwan	High Achievers	High Achievers	High Achievers	High Achievers	High Achievers	High Achievers	High Achievers	High Achievers	High Achievers
37	Supaul	High Achievers	High Achievers	High Achievers	Front runners	High Achievers	High Achievers	High Achievers	High Achievers	High Achievers
38	Vaishali	High Achievers	High Achievers	High Achievers	High Achievers	High Achievers	High Achievers	High Achievers	High Achievers	High Achievers

*Annex-I: Performance marks & categories of districts during Oct.'22- June'23*

**6. Chhattisgarh**

**a. Month wise trend of marks**

S. No.	Districts	Category as on Oct-22	Marks based upon pre-defined "Key Performance Indicators"									National Rank (Oct'22-June'23)
			Oct-22	Nov-22	Dec-22	Jan-23	Feb-23	Mar-23	Apr-23	May-23	Jun-23	
1	Balod	Performers	52.196	54.901	56.659	57.096	57.101	57.092	56.011	56.658	59.318	34 / 202
2	Baloda Bazar	Performers	36.534	37.600	37.390	37.368	37.034	37.936	40.978	41.716	44.420	85 / 202
3	Balrampur	Aspirants	35.515	36.197	39.393	42.753	43.793	45.523	45.694	46.131	52.634	48 / 121
4	Bastar	Performers	35.539	35.684	38.257	41.195	39.668	38.615	37.029	37.668	40.049	90 / 202
5	Bemetara	Performers	48.022	56.066	51.026	52.509	49.341	47.653	53.253	53.580	58.410	45 / 202
6	Bijapur	Performers	55.706	54.502	52.175	48.864	46.919	45.879	46.658	45.186	48.516	52 / 202
7	Bilaspur	Performers	34.322	39.619	39.417	39.202	37.144	42.366	38.738	39.555	43.314	83 / 202
8	Dantewada	Performers	43.723	39.668	38.936	37.512	36.076	36.459	40.548	40.699	44.537	79 / 202
9	Dhamtari	Achievers	68.025	73.148	73.856	74.626	75.115	75.782	83.275	62.465	61.702	5 / 168
10	Durg	Performers	47.417	58.122	55.325	56.873	56.502	57.865	62.421	66.181	70.360	25 / 202
11	Gariyaband	Performers	53.027	53.534	51.128	47.940	45.119	46.442	49.743	50.520	54.122	51 / 202
12	Gaurela Pendra Marwahi	Aspirants	36.702	37.998	43.194	45.872	46.923	46.427	45.393	46.277	50.809	41 / 121
13	Janjgir-champa	Performers	43.699	55.785	54.600	52.863	53.725	55.097	51.009	52.102	59.711	41 / 202
14	Jashpur	Aspirants	40.298	43.161	41.172	41.448	41.818	42.327	44.384	43.632	45.300	50 / 121
15	Kanker	Performers	41.223	42.676	39.705	41.078	40.311	39.171	36.777	36.111	37.953	81 / 202
16	Kawardha	Performers	51.029	56.187	59.254	57.849	56.861	56.886	57.093	53.959	57.242	35 / 202
17	Kondagaon	Performers	46.759	52.023	53.308	54.329	53.828	53.176	52.598	52.348	57.357	44 / 202
18	Korba	Aspirants	30.850	31.418	31.831	33.078	35.680	39.893	36.857	36.349	43.770	70 / 121
19	Koriya	Performers	41.249	41.822	44.874	46.047	46.953	47.886	49.513	50.161	52.395	58 / 202
20	Mahasamund	Performers	42.147	46.243	48.769	47.722	51.917	55.757	60.508	61.313	63.273	43 / 202
21	Mungeli	Performers	45.941	52.330	54.698	53.559	53.512	57.914	70.983	71.020	81.307	22 / 202
22	Narayanpur	Performers	68.065	66.482	65.039	60.715	55.389	55.453	55.916	56.562	60.046	20 / 202
23	Raigarh	Performers	42.773	41.638	41.422	39.942	38.786	42.126	44.388	44.727	50.876	69 / 202
24	Raipur	Performers	68.191	69.749	70.673	71.328	73.927	77.929	78.836	77.116	77.244	8 / 202
25	Rajnandagon	Performers	43.954	50.379	55.845	58.919	58.235	57.202	64.895	63.734	67.905	29 / 202
26	Sukma	Aspirants	37.175	39.651	38.144	37.425	38.838	39.204	40.469	40.631	43.373	63 / 121
27	Surajpur	Aspirants	34.058	37.975	41.738	44.247	43.797	43.402	48.325	47.989	52.298	43 / 121
28	Surguja	Aspirants	32.051	35.547	36.402	36.900	42.441	45.422	48.708	48.464	52.254	53 / 121



*Annex-I: Performance marks & categories of districts during Oct.'22- June'23*

**b. Month wise Category of districts**

S. No.	Districts	Category based on coverage (% HH Tap connections)								
		Oct-22	Nov-22	Dec-22	Jan-23	Feb-23	Mar-23	Apr-23	May-23	Jun-23
1	Balod	Performers	Performers	Performers	Performers	Performers	Performers	Performers	Performers	Achievers
2	Baloda Bazar	Performers	Performers	Performers	Performers	Performers	Performers	Performers	Performers	Performers
3	Balrampur	Aspirants	Aspirants	Aspirants	Aspirants	Performers	Performers	Performers	Performers	Performers
4	Bastar	Performers	Performers	Performers	Performers	Performers	Performers	Performers	Performers	Performers
5	Bemetara	Performers	Performers	Performers	Performers	Performers	Achievers	Achievers	Achievers	Achievers
6	Bijapur	Performers	Performers	Performers	Performers	Performers	Performers	Performers	Performers	Performers
7	Bilaspur	Performers	Performers	Performers	Performers	Performers	Performers	Performers	Performers	Performers
8	Dantewada	Performers	Performers	Performers	Performers	Performers	Performers	Performers	Performers	Performers
9	Dhamtari	Achievers	Achievers	Achievers	Achievers	Achievers	Achievers	Achievers	High Achievers	High Achievers
10	Durg	Performers	Performers	Performers	Achievers	Achievers	Achievers	Achievers	Achievers	Achievers
11	Gariyaband	Performers	Performers	Performers	Performers	Performers	Performers	Performers	Performers	Achievers
12	Gaurela Pendra Marwahi	Aspirants	Aspirants	Aspirants	Aspirants	Performers	Performers	Performers	Performers	Performers
13	Janjgir-champa	Performers	Performers	Performers	Performers	Performers	Performers	Performers	Performers	Performers
14	Jashpur	Aspirants	Aspirants	Aspirants	Aspirants	Performers	Performers	Performers	Performers	Performers
15	Kanker	Performers	Performers	Performers	Performers	Performers	Performers	Performers	Performers	Performers
16	Kawardha	Performers	Performers	Performers	Performers	Performers	Performers	Achievers	Achievers	Achievers
17	Kondagaon	Performers	Performers	Performers	Performers	Performers	Performers	Performers	Performers	Performers
18	Korba	Aspirants	Aspirants	Aspirants	Aspirants	Aspirants	Performers	Performers	Performers	Performers
19	Koriya	Performers	Performers	Performers	Performers	Performers	Performers	Performers	Performers	Performers
20	Mahasamund	Performers	Performers	Performers	Performers	Performers	Performers	Performers	Performers	Performers
21	Mungeli	Performers	Performers	Performers	Performers	Performers	Performers	Performers	Achievers	Achievers
22	Narayanpur	Performers	Performers	Performers	Performers	Performers	Performers	Performers	Performers	Achievers
23	Raigarh	Performers	Performers	Performers	Performers	Performers	Performers	Performers	Performers	Performers
24	Raipur	Performers	Achievers	Achievers	Achievers	Achievers	Achievers	Achievers	Achievers	Achievers
25	Rajnandagon	Performers	Performers	Performers	Performers	Performers	Achievers	Achievers	Achievers	Achievers
26	Sukma	Aspirants	Aspirants	Aspirants	Performers	Performers	Performers	Performers	Performers	Performers
27	Surajpur	Aspirants	Aspirants	Aspirants	Aspirants	Performers	Performers	Performers	Performers	Performers
28	Surguja	Aspirants	Aspirants	Aspirants	Aspirants	Aspirants	Performers	Performers	Performers	Performers

## Annex-I: Performance marks &amp; categories of districts during Oct.'22- June'23

## 7. Dadra &amp; Nagar Haveli And Daman &amp; Diu

## a. Month wise trend of marks

S. No.	Districts	Category as on Oct-22	Marks based upon pre-defined "Key Performance Indicators"									National Rank (Oct'22-June'23)
			Oct-22	Nov-22	Dec-22	Jan-23	Feb-23	Mar-23	Apr-23	May-23	Jun-23	
1	Dadra And Nagar Haveli	Front runners	50.000	50.000	50.000	50.000	50.071	50.071	59.714	59.714	59.714	70 / 114
2	Daman	Front runners	50.000	50.000	50.000	43.180	43.180	43.180	50.000	50.000	50.000	75 / 114
3	Diu	Front runners	50.000	50.000	50.000	50.000	50.000	50.000	50.000	50.000	50.000	74 / 114

## b. Month wise Category of districts

S. No.	Districts	Category based on coverage (% HH Tap connections)								
		Oct-22	Nov-22	Dec-22	Jan-23	Feb-23	Mar-23	Apr-23	May-23	Jun-23
1	Dadra And Nagar Haveli	Front runners	Front runners	Front runners	Front runners	Front runners	Front runners	Front runners	Front runners	Front runners
2	Daman	Front runners	Front runners	Front runners	Front runners	Front runners	Front runners	Front runners	Front runners	Front runners
3	Diu	Front runners	Front runners	Front runners	Front runners	Front runners	Front runners	Front runners	Front runners	Front runners



*Annex-I: Performance marks & categories of districts during Oct.'22- June'23*

**8. Goa**

**a. Month wise trend of marks**

S. No.	Districts	Category as on Oct-22	Marks based upon pre-defined "Key Performance Indicators"									National Rank (Oct'22-June'23)
			Oct-22	Nov-22	Dec-22	Jan-23	Feb-23	Mar-23	Apr-23	May-23	Jun-23	
1	North Goa	Front runners	50.000	50.130	50.087	50.563	51.797	53.853	68.312	64.221	63.636	68 / 114
2	South Goa	Front runners	50.408	50.510	50.952	51.156	51.735	52.687	64.082	63.673	62.585	69 / 114

**b. Month wise Category of districts**

S. No.	Districts	Category based on coverage (% HH Tap connections)								
		Oct-22	Nov-22	Dec-22	Jan-23	Feb-23	Mar-23	Apr-23	May-23	Jun-23
1	North Goa	Front runners	Front runners	Front runners	Front runners	Front runners	Front runners	Front runners	Front runners	Front runners
2	South Goa	Front runners	Front runners	Front runners	Front runners	Front runners	Front runners	Front runners	Front runners	Front runners

*Annex-I: Performance marks & categories of districts during Oct.'22- June'23*

**9. Gujarat**

**a. Month wise trend of marks**

S. No.	Districts	Category as on Oct-22	Marks based upon pre-defined "Key Performance Indicators"									National Rank (Oct'22-June'23)
			Oct-22	Nov-22	Dec-22	Jan-23	Feb-23	Mar-23	Apr-23	May-23	Jun-23	
1	Ahmedabad	Front runners	41.771	67.280	77.494	78.695	78.716	78.716	72.150	70.784	70.246	16 / 114
2	Amreli	High Achievers	49.837	28.105	44.660	48.325	48.496	55.659	45.375	49.123	54.659	40 / 127
3	Anand	Front runners	53.559	71.780	77.938	80.424	81.498	82.571	72.712	71.822	73.390	9 / 114
4	Aravalli	High Achievers	42.003	41.057	47.366	48.685	48.873	55.798	62.141	63.936	65.016	30 / 127
5	Banas Kantha	Front runners	9.244	29.827	32.241	34.526	34.678	34.827	32.168	32.457	39.783	77 / 114
6	Bharuch	Front runners	16.190	46.692	54.548	64.325	65.799	66.649	65.667	65.632	65.838	67 / 114
7	Bhavnagar	Front runners	12.650	21.355	22.175	24.845	27.859	30.616	34.154	37.245	45.685	79 / 114
8	Botad	Front runners	56.503	60.299	78.140	78.742	78.851	79.153	70.711	73.908	87.050	11 / 114
9	Chhotaudepur	High Achievers	44.622	23.858	31.795	36.509	36.829	41.939	39.416	39.382	41.121	61 / 127
10	Dahod	High Achievers	40.000	5.672	10.362	15.957	17.633	18.139	13.560	13.374	13.644	94 / 127
11	Dang	Front runners	58.779	65.676	72.244	79.538	79.819	79.819	77.525	78.169	78.284	8 / 114
12	Devbhoomi Dwarka	Front runners	50.927	56.703	61.893	69.771	69.813	70.002	69.833	68.236	67.060	35 / 114
13	Gandhinagar	Front runners	59.464	83.280	80.726	81.181	81.181	81.346	70.000	70.000	70.930	6 / 114
14	Gir Somnath	Front runners	23.733	56.377	74.606	77.835	78.762	79.170	65.396	65.355	65.478	34 / 114
15	Jamnagar	High Achievers	55.120	54.726	60.571	64.261	66.345	77.477	75.047	74.619	75.047	3 / 127
16	Junagadh	Front runners	43.668	75.886	81.390	82.036	82.179	81.533	78.387	73.283	72.949	7 / 114
17	Kachchh	Front runners	22.282	25.473	29.514	29.702	29.815	52.456	61.363	64.640	67.035	76 / 114
18	Kheda	Front runners	23.806	53.910	51.912	52.170	52.676	56.967	55.241	55.830	61.647	72 / 114
19	Mahesana	Front runners	55.388	70.616	75.466	77.465	79.005	79.202	76.335	75.434	75.355	10 / 114
20	Mahisagar	High Achievers	41.681	1.888	14.472	16.623	16.752	10.353	9.812	9.726	21.794	96 / 127
21	Morbi	Front runners	59.408	83.891	83.580	84.038	84.038	84.038	69.911	69.911	69.911	5 / 114
22	Narmada	High Achievers	41.386	8.920	19.742	21.388	21.803	25.168	25.951	23.012	22.532	83 / 127
23	Navsari	High Achievers	47.954	32.599	34.990	39.030	40.303	43.260	43.857	45.679	59.306	46 / 127
24	Panch Mahals	High Achievers	40.016	12.546	25.634	29.817	30.904	32.561	31.126	30.585	31.476	74 / 127
25	Patan	Front runners	43.696	69.740	78.008	83.105	83.163	83.318	72.031	71.335	72.979	12 / 114
26	Porbandar	Front runners	58.980	85.034	87.211	87.313	87.313	87.313	76.327	73.163	72.245	4 / 114
27	Rajkot	Front runners	39.039	70.238	74.278	77.165	77.418	78.335	68.958	68.680	69.627	21 / 114
28	Sabar Kantha	High Achievers	51.538	38.581	50.634	51.770	51.911	58.830	59.957	60.571	60.718	28 / 127
29	Surat	Front runners	28.969	57.862	62.539	64.083	64.320	64.410	66.250	66.007	69.473	63 / 114
30	Surendranagar	High Achievers	47.338	63.520	63.049	66.891	67.119	68.598	58.353	60.054	66.741	8 / 127
31	Tapi	High Achievers	45.268	33.910	34.406	36.844	38.243	40.928	47.904	46.875	47.595	50 / 127
32	Vadodara	Front runners	58.001	64.412	73.100	74.650	75.376	81.015	70.000	70.000	80.702	13 / 114
33	Valsad	High Achievers	45.062	7.481	26.670	27.686	28.218	24.093	28.228	30.836	37.728	77 / 127





*Annex-I: Performance marks & categories of districts during Oct.'22- June'23*

**b. Month wise Category of districts**

S. No.	Districts	Category based on coverage (% HH Tap connections)								
		Oct-22	Nov-22	Dec-22	Jan-23	Feb-23	Mar-23	Apr-23	May-23	Jun-23
1	Ahmedabad	Front runners	Front runners	Front runners	Front runners	Front runners	Front runners	Front runners	Front runners	Front runners
2	Amreli	High Achievers	Front runners	Front runners	Front runners	Front runners	Front runners	Front runners	Front runners	Front runners
3	Anand	Front runners	Front runners	Front runners	Front runners	Front runners	Front runners	Front runners	Front runners	Front runners
4	Aravalli	High Achievers	Front runners	Front runners	Front runners	Front runners	Front runners	Front runners	Front runners	Front runners
5	Banas Kantha	Front runners	Front runners	Front runners	Front runners	Front runners	Front runners	Front runners	Front runners	Front runners
6	Bharuch	Front runners	Front runners	Front runners	Front runners	Front runners	Front runners	Front runners	Front runners	Front runners
7	Bhavnagar	Front runners	Front runners	Front runners	Front runners	Front runners	Front runners	Front runners	Front runners	Front runners
8	Botad	Front runners	Front runners	Front runners	Front runners	Front runners	Front runners	Front runners	Front runners	Front runners
9	Chhotaudepur	High Achievers	Front runners	Front runners	Front runners	Front runners	Front runners	Front runners	Front runners	Front runners
10	Dahod	High Achievers	Front runners	Front runners	Front runners	Front runners	Front runners	Front runners	Front runners	Front runners
11	Dang	Front runners	Front runners	Front runners	Front runners	Front runners	Front runners	Front runners	Front runners	Front runners
12	Devbhoomi Dwarka	Front runners	Front runners	Front runners	Front runners	Front runners	Front runners	Front runners	Front runners	Front runners
13	Gandhinagar	Front runners	Front runners	Front runners	Front runners	Front runners	Front runners	Front runners	Front runners	Front runners
14	Gir Somnath	Front runners	Front runners	Front runners	Front runners	Front runners	Front runners	Front runners	Front runners	Front runners
15	Jamnagar	High Achievers	Front runners	Front runners	Front runners	Front runners	Front runners	Front runners	Front runners	Front runners
16	Junagadh	Front runners	Front runners	Front runners	Front runners	Front runners	Front runners	Front runners	Front runners	Front runners
17	Kachchh	Front runners	Front runners	Front runners	Front runners	Front runners	Front runners	Front runners	Front runners	Front runners
18	Kheda	Front runners	Front runners	Front runners	Front runners	Front runners	Front runners	Front runners	Front runners	Front runners
19	Mahesana	Front runners	Front runners	Front runners	Front runners	Front runners	Front runners	Front runners	Front runners	Front runners
20	Mahisagar	High Achievers	Front runners	Front runners	Front runners	Front runners	Front runners	Front runners	Front runners	Front runners
21	Morbi	Front runners	Front runners	Front runners	Front runners	Front runners	Front runners	Front runners	Front runners	Front runners
22	Narmada	High Achievers	Front runners	Front runners	Front runners	Front runners	Front runners	Front runners	Front runners	Front runners
23	Navsari	High Achievers	Front runners	Front runners	Front runners	Front runners	Front runners	Front runners	Front runners	Front runners
24	Panch Mahals	High Achievers	Front runners	Front runners	Front runners	Front runners	Front runners	Front runners	Front runners	Front runners
25	Patan	Front runners	Front runners	Front runners	Front runners	Front runners	Front runners	Front runners	Front runners	Front runners
26	Porbandar	Front runners	Front runners	Front runners	Front runners	Front runners	Front runners	Front runners	Front runners	Front runners
27	Rajkot	Front runners	Front runners	Front runners	Front runners	Front runners	Front runners	Front runners	Front runners	Front runners
28	Sabar Kantha	High Achievers	Front runners	Front runners	Front runners	Front runners	Front runners	Front runners	Front runners	Front runners
29	Surat	Front runners	Front runners	Front runners	Front runners	Front runners	Front runners	Front runners	Front runners	Front runners
30	Surendranagar	High Achievers	Front runners	Front runners	Front runners	Front runners	Front runners	Front runners	Front runners	Front runners
31	Tapi	High Achievers	Front runners	Front runners	Front runners	Front runners	Front runners	Front runners	Front runners	Front runners
32	Vadodara	Front runners	Front runners	Front runners	Front runners	Front runners	Front runners	Front runners	Front runners	Front runners
33	Valsad	High Achievers	Front runners	Front runners	Front runners	Front runners	Front runners	Front runners	Front runners	Front runners

*Annex-I: Performance marks & categories of districts during Oct.'22- June'23*

**10. Haryana**

**a. Month wise trend of marks**

S. No.	Districts	Category as on Oct-22	Marks based upon pre-defined "Key Performance Indicators"									National Rank (Oct'22-June'23)
			Oct-22	Nov-22	Dec-22	Jan-23	Feb-23	Mar-23	Apr-23	May-23	Jun-23	
1	Ambala	Front runners	64.888	67.881	68.004	73.217	78.050	78.666	70.874	70.874	72.959	14 / 114
2	Bhiwani	Front runners	45.805	52.115	60.032	60.064	60.064	60.095	70.000	70.000	74.984	60 / 114
3	Charkhi Dadri	Front runners	58.665	61.794	62.177	66.029	66.059	66.147	69.706	69.706	74.942	31 / 114
4	Faridabad	Front runners	63.983	63.983	65.423	66.864	66.864	66.864	71.271	70.636	74.661	25 / 114
5	Fatehabad	Front runners	60.771	60.586	64.835	67.161	67.179	67.289	70.000	70.000	75.275	27 / 114
6	Gurugram	Front runners	58.859	59.770	66.264	65.979	65.979	66.264	74.482	74.139	73.736	26 / 114
7	Hisar	Front runners	59.902	65.001	68.377	71.834	72.192	74.952	69.740	69.740	75.195	19 / 114
8	Jhajjar	Front runners	59.560	59.799	59.839	60.040	60.040	60.060	69.920	69.920	69.920	45 / 114
9	Jind	Front runners	55.202	60.000	60.000	60.033	60.383	60.383	69.833	69.833	69.933	52 / 114
10	Kaithal	Front runners	58.160	60.000	60.035	60.035	60.035	64.298	68.211	68.211	68.422	49 / 114
11	Karnal	Front runners	55.943	60.212	62.217	65.094	66.309	68.751	70.094	70.236	75.141	32 / 114
12	Kurukshetra	Front runners	55.247	58.706	59.929	59.789	59.789	60.036	73.318	74.977	73.365	41 / 114
13	Mahendragarh	Front runners	46.068	60.582	62.631	64.958	65.249	65.540	79.972	89.641	83.518	23 / 114
14	Mewat	Front runners	33.904	52.834	59.810	60.750	60.977	61.167	64.190	64.155	66.904	66 / 114
15	Palwal	Front runners	57.171	60.072	60.143	60.143	60.143	60.143	69.498	71.452	78.459	40 / 114
16	Panchkula	Front runners	58.282	60.000	60.000	60.000	60.000	61.472	67.853	67.914	70.921	51 / 114
17	Panipat	Front runners	58.889	60.278	60.278	59.998	59.998	60.278	67.556	67.556	67.723	56 / 114
18	Rewari	Front runners	58.760	60.203	60.532	60.646	60.722	60.823	69.544	69.544	79.013	36 / 114
19	Rohtak	Front runners	64.255	64.610	64.539	64.539	73.475	76.205	70.000	70.000	70.142	24 / 114
20	Sirsa	Front runners	60.386	63.761	63.692	65.468	65.799	66.171	69.559	69.477	71.240	30 / 114
21	Sonipat	Front runners	44.068	58.043	58.074	60.093	60.093	60.093	66.242	66.242	66.459	64 / 114
22	Yamunanagar	Front runners	57.452	59.983	60.483	62.967	63.059	63.309	66.616	66.633	67.183	48 / 114



*Annex-I: Performance marks & categories of districts during Oct.'22- June'23*

**b. Month wise Category of districts**

S. No.	Districts	Category based on coverage (% HH Tap connections)								
		Oct-22	Nov-22	Dec-22	Jan-23	Feb-23	Mar-23	Apr-23	May-23	Jun-23
1	Ambala	Front runners	Front runners	Front runners	Front runners	Front runners	Front runners	Front runners	Front runners	Front runners
2	Bhiwani	Front runners	Front runners	Front runners	Front runners	Front runners	Front runners	Front runners	Front runners	Front runners
3	Charkhi Dadri	Front runners	Front runners	Front runners	Front runners	Front runners	Front runners	Front runners	Front runners	Front runners
4	Faridabad	Front runners	Front runners	Front runners	Front runners	Front runners	Front runners	Front runners	Front runners	Front runners
5	Fatehabad	Front runners	Front runners	Front runners	Front runners	Front runners	Front runners	Front runners	Front runners	Front runners
6	Gurugram	Front runners	Front runners	Front runners	Front runners	Front runners	Front runners	Front runners	Front runners	Front runners
7	Hisar	Front runners	Front runners	Front runners	Front runners	Front runners	Front runners	Front runners	Front runners	Front runners
8	Jhajjar	Front runners	Front runners	Front runners	Front runners	Front runners	Front runners	Front runners	Front runners	Front runners
9	Jind	Front runners	Front runners	Front runners	Front runners	Front runners	Front runners	Front runners	Front runners	Front runners
10	Kaithal	Front runners	Front runners	Front runners	Front runners	Front runners	Front runners	Front runners	Front runners	Front runners
11	Karnal	Front runners	Front runners	Front runners	Front runners	Front runners	Front runners	Front runners	Front runners	Front runners
12	Kurukshetra	Front runners	Front runners	Front runners	Front runners	Front runners	Front runners	Front runners	Front runners	Front runners
13	Mahendragarh	Front runners	Front runners	Front runners	Front runners	Front runners	Front runners	Front runners	Front runners	Front runners
14	Mewat	Front runners	Front runners	Front runners	Front runners	Front runners	Front runners	Front runners	Front runners	Front runners
15	Palwal	Front runners	Front runners	Front runners	Front runners	Front runners	Front runners	Front runners	Front runners	Front runners
16	Panchkula	Front runners	Front runners	Front runners	Front runners	Front runners	Front runners	Front runners	Front runners	Front runners
17	Panipat	Front runners	Front runners	Front runners	Front runners	Front runners	Front runners	Front runners	Front runners	Front runners
18	Rewari	Front runners	Front runners	Front runners	Front runners	Front runners	Front runners	Front runners	Front runners	Front runners
19	Rohtak	Front runners	Front runners	Front runners	Front runners	Front runners	Front runners	Front runners	Front runners	Front runners
20	Sirsa	Front runners	Front runners	Front runners	Front runners	Front runners	Front runners	Front runners	Front runners	Front runners
21	Sonapat	Front runners	Front runners	Front runners	Front runners	Front runners	Front runners	Front runners	Front runners	Front runners
22	Yamunanagar	Front runners	Front runners	Front runners	Front runners	Front runners	Front runners	Front runners	Front runners	Front runners

*Annex-I: Performance marks & categories of districts during Oct.'22- June'23*

**11. Himachal Pradesh**

**a. Month wise trend of marks**

S. No.	Districts	Category as on Oct-22	Marks based upon pre-defined "Key Performance Indicators"									National Rank (Oct'22-June'23)
			Oct-22	Nov-22	Dec-22	Jan-23	Feb-23	Mar-23	Apr-23	May-23	Jun-23	
1	Bilaspur	High Achievers	49.796	61.011	63.439	65.412	65.967	66.669	52.195	54.132	53.640	14 / 127
2	Chamba	Front runners	13.050	25.293	28.186	31.301	31.939	33.321	30.608	34.991	34.388	78 / 114
3	Hamirpur	High Achievers	9.143	59.619	70.012	70.735	70.750	71.634	74.683	78.649	78.184	5 / 127
4	Kangra	High Achievers	19.207	48.904	53.182	14.429	17.393	25.706	28.646	33.973	60.049	71 / 127
5	Kinnaur	Front runners	28.288	42.846	53.065	56.133	56.153	56.173	49.559	53.683	55.894	73 / 114
6	Kullu	High Achievers	39.712	39.963	60.864	62.146	62.984	64.476	69.686	68.600	70.707	13 / 127
7	Lahul And Spiti	Front runners	8.949	20.541	23.894	24.062	24.230	25.372	21.796	26.347	25.129	80 / 114
8	Mandi	High Achievers	12.935	52.142	60.462	62.267	62.326	63.165	65.551	68.380	69.395	17 / 127
9	Shimla	High Achievers	27.473	55.185	56.789	57.623	58.224	60.658	61.168	63.057	63.329	21 / 127
10	Sirmaur	High Achievers	46.325	60.754	63.247	64.432	65.279	67.633	69.046	70.224	76.728	4 / 127
11	Solan	High Achievers	47.216	55.787	61.661	62.312	62.891	65.558	39.037	51.591	52.752	22 / 127
12	Una	Front runners	28.821	70.274	73.954	74.523	74.570	74.705	72.480	77.768	77.721	20 / 114

**b. Month wise Category of districts**

S. No.	Districts	Category based on coverage (% HH Tap connections)								
		Oct-22	Nov-22	Dec-22	Jan-23	Feb-23	Mar-23	Apr-23	May-23	Jun-23
1	Bilaspur	High Achievers	High Achievers	High Achievers	High Achievers	High Achievers	High Achievers	Front runners	Front runners	Front runners
2	Chamba	Front runners	Front runners	Front runners	Front runners	Front runners	Front runners	Front runners	Front runners	Front runners
3	Hamirpur	High Achievers	High Achievers	High Achievers	High Achievers	High Achievers	High Achievers	High Achievers	High Achievers	High Achievers
4	Kangra	High Achievers	High Achievers	High Achievers	High Achievers	High Achievers	High Achievers	High Achievers	High Achievers	High Achievers
5	Kinnaur	Front runners	Front runners	Front runners	Front runners	Front runners	Front runners	Front runners	Front runners	Front runners
6	Kullu	High Achievers	High Achievers	High Achievers	High Achievers	High Achievers	High Achievers	High Achievers	High Achievers	High Achievers
7	Lahul And Spiti	Front runners	Front runners	Front runners	Front runners	Front runners	Front runners	Front runners	Front runners	Front runners
8	Mandi	High Achievers	High Achievers	High Achievers	High Achievers	High Achievers	High Achievers	High Achievers	High Achievers	High Achievers
9	Shimla	High Achievers	High Achievers	High Achievers	High Achievers	High Achievers	High Achievers	High Achievers	High Achievers	High Achievers
10	Sirmaur	High Achievers	High Achievers	High Achievers	High Achievers	High Achievers	High Achievers	High Achievers	High Achievers	High Achievers
11	Solan	High Achievers	High Achievers	High Achievers	High Achievers	High Achievers	High Achievers	Front runners	Front runners	Front runners
12	Una	Front runners	Front runners	Front runners	Front runners	Front runners	Front runners	Front runners	Front runners	Front runners



Annex-I: Performance marks & categories of districts during Oct.'22- June'23

12. Jammu & Kashmir

a. Month wise trend of marks

S. No.	Districts	Category as on Oct-22	Marks based upon pre-defined "Key Performance Indicators"									National Rank (Oct'22-June'23)
			Oct-22	Nov-22	Dec-22	Jan-23	Feb-23	Mar-23	Apr-23	May-23	Jun-23	
1	Anantnag	Achievers	2.053	4.538	24.186	22.128	22.176	35.225	49.219	54.086	58.687	136 / 168
2	Bandipora	Achievers	2.291	7.187	15.510	15.673	15.709	22.021	36.397	42.909	51.869	157 / 168
3	Baramulla	Achievers	6.728	6.970	14.830	15.034	15.249	24.026	34.987	39.334	45.154	159 / 168
4	Budgam	Performers	9.513	11.298	20.754	23.130	31.623	44.668	59.190	63.474	73.964	96 / 202
5	Doda	Achievers	1.432	2.105	7.031	6.710	8.000	14.616	23.772	38.141	46.454	168 / 168
6	Ganderbal	Front runners	16.461	43.267	67.757	69.900	69.900	70.988	73.879	73.879	72.314	57 / 114
7	Jammu	Performers	0.498	2.627	12.296	12.071	12.685	16.294	18.603	25.888	28.998	198 / 202
8	Kathua	Performers	3.495	3.845	13.882	13.862	14.152	18.505	24.544	33.542	43.465	178 / 202
9	Kishtwar	Performers	0.054	0.135	9.243	8.990	8.984	11.436	14.456	20.404	24.761	201 / 202
10	Kulgam	Achievers	1.001	2.786	13.410	18.861	23.224	43.027	58.923	64.591	71.144	123 / 168
11	Kupwara	Achievers	2.682	2.928	9.625	10.544	11.225	15.372	25.283	33.028	43.938	166 / 168
12	Poonch	High Achievers	0.147	2.629	2.133	2.530	13.041	16.855	20.037	26.541	38.920	99 / 127
13	Pulwama	Achievers	3.023	5.018	16.259	22.010	31.389	45.625	46.138	51.938	54.368	135 / 168
14	Rajauri	Achievers	0.879	0.439	15.409	16.204	16.268	20.994	29.028	43.251	46.875	163 / 168
15	Ramban	Performers	0.126	0.876	9.313	8.813	13.259	23.792	25.311	34.448	44.669	187 / 202
16	Reasi	High Achievers	1.667	2.076	2.140	1.939	2.800	18.268	25.742	31.171	36.426	100 / 127
17	Samba	Achievers	3.867	3.480	9.269	9.933	9.798	48.277	40.350	46.544	50.120	153 / 168
18	Shopian	Achievers	6.458	7.108	17.220	21.704	21.973	39.307	46.144	51.280	66.977	134 / 168
19	Srinagar	Front runners	53.793	64.654	90.000	90.000	90.000	90.000	90.000	90.000	88.621	1 / 114
20	Udhampur	Performers	0.056	0.468	10.536	10.717	11.178	17.507	19.385	27.116	48.873	193 / 202

## Annex-I: Performance marks &amp; categories of districts during Oct.'22- June'23

## b. Month wise Category of districts

S. No.	Districts	Category based on coverage (% HH Tap connections)								
		Oct-22	Nov-22	Dec-22	Jan-23	Feb-23	Mar-23	Apr-23	May-23	Jun-23
1	Anantnag	Achievers	Achievers	Achievers	Achievers	Achievers	Achievers	Achievers	Achievers	Achievers
2	Bandipora	Achievers	Achievers	Achievers	Achievers	Achievers	Achievers	Achievers	Achievers	Achievers
3	Baramulla	Achievers	Achievers	Achievers	Achievers	Achievers	Achievers	Achievers	Achievers	Achievers
4	Budgam	Performers	Performers	Performers	Performers	Performers	Performers	Achievers	Achievers	Achievers
5	Doda	Achievers	Achievers	Achievers	Achievers	Performers	Performers	Performers	Achievers	Achievers
6	Ganderbal	Front runners	Front runners	Front runners	Front runners	Front runners	Front runners	Front runners	Front runners	Front runners
7	Jammu	Performers	Performers	Performers	Performers	Performers	Performers	Performers	Performers	Achievers
8	Kathua	Performers	Performers	Performers	Performers	Performers	Performers	Performers	Performers	Achievers
9	Kishtwar	Performers	Performers	Performers	Performers	Performers	Performers	Performers	Performers	Achievers
10	Kulgam	Achievers	Achievers	Achievers	Achievers	Achievers	Achievers	Achievers	Achievers	Achievers
11	Kupwara	Achievers	Achievers	Achievers	Achievers	Achievers	Achievers	Achievers	Achievers	Achievers
12	Poonch	High Achievers	High Achievers	High Achievers	High Achievers	Achievers	Achievers	Achievers	Achievers	Achievers
13	Pulwama	Achievers	Achievers	Achievers	Achievers	Achievers	Achievers	High Achievers	High Achievers	High Achievers
14	Rajauri	Achievers	Achievers	Achievers	Achievers	Achievers	Achievers	Achievers	Achievers	Achievers
15	Ramban	Performers	Performers	Performers	Performers	Performers	Performers	Performers	Performers	Performers
16	Reasi	High Achievers	High Achievers	High Achievers	High Achievers	High Achievers	High Achievers	High Achievers	High Achievers	High Achievers
17	Samba	Achievers	Achievers	Achievers	Achievers	Achievers	Achievers	High Achievers	High Achievers	High Achievers
18	Shopian	Achievers	Achievers	Achievers	Achievers	Achievers	Achievers	Achievers	Achievers	Achievers
19	Srinagar	Front runners	Front runners	Front runners	Front runners	Front runners	Front runners	Front runners	Front runners	Front runners
20	Udhampur	Performers	Performers	Performers	Performers	Performers	Performers	Performers	Performers	Performers



Annex-I: Performance marks & categories of districts during Oct.'22- June'23

13. Jharkhand

a. Month wise trend of marks

S. No.	Districts	Category as on Oct-22	Marks based upon pre-defined "Key Performance Indicators"									National Rank (Oct'22-June'23)
			Oct-22	Nov-22	Dec-22	Jan-23	Feb-23	Mar-23	Apr-23	May-23	Jun-23	
1	Bokaro	Performers	20.637	21.797	21.736	20.382	22.458	31.158	32.846	32.173	33.572	138 / 202
2	Chatra	Aspirants	14.959	20.810	31.261	36.388	40.789	51.710	52.149	49.655	51.059	66 / 121
3	Deoghar	Aspirants	29.101	31.876	34.829	34.590	33.032	37.014	38.041	36.598	38.261	75 / 121
4	Dhanbad	Performers	23.933	26.266	30.851	30.446	28.536	36.373	37.431	36.620	36.815	109 / 202
5	Dumka	Performers	26.661	28.828	34.666	35.771	37.098	46.363	44.461	43.170	42.899	92 / 202
6	Garhwa	Aspirants	32.127	35.292	37.295	38.283	37.418	47.757	43.573	43.544	45.278	62 / 121
7	Giridih	Aspirants	25.304	28.565	31.921	35.359	36.215	46.929	47.387	47.832	48.796	67 / 121
8	Godda	Aspirants	10.353	11.118	12.403	12.211	12.382	19.113	23.260	22.904	23.222	111 / 121
9	Gumla	Aspirants	34.123	36.826	38.562	41.331	40.714	45.278	49.114	48.479	48.829	51 / 121
10	Hazaribag	Aspirants	20.223	23.695	26.468	28.411	30.564	40.634	40.203	39.611	41.521	80 / 121
11	Jamtara	Aspirants	22.438	24.605	26.018	24.258	22.201	27.425	26.958	27.354	27.841	93 / 121
12	Khuti	Aspirants	16.420	28.000	32.281	35.051	34.425	43.475	45.177	45.109	45.565	69 / 121
13	Koderma	Performers	22.544	34.446	28.128	25.735	25.103	29.279	33.984	32.134	35.224	119 / 202
14	Latehar	Aspirants	36.458	36.299	41.181	44.686	45.646	52.870	50.033	50.749	51.711	37 / 121
15	Lohardaga	Performers	25.928	22.614	22.403	23.927	27.808	45.593	44.900	43.219	41.619	105 / 202
16	Pakur	Aspirants	13.310	16.598	17.433	16.803	17.189	25.863	24.162	25.346	25.184	106 / 121
17	Palamu	Aspirants	16.042	19.967	21.202	22.327	22.895	30.389	27.274	26.924	27.427	97 / 121
18	Paschim Singhbhum	Aspirants	15.612	20.553	25.532	28.143	30.736	36.925	44.105	47.883	49.939	78 / 121
19	Purbi Singhbhum	Performers	16.183	20.588	20.949	20.061	20.901	27.185	29.329	28.384	28.953	153 / 202
20	Ramgarh	Achievers	24.137	29.728	32.589	30.763	29.912	35.264	34.671	33.588	34.019	130 / 168
21	Ranchi	Performers	15.408	21.486	24.362	24.927	25.963	31.790	32.339	32.135	32.732	134 / 202
22	Sahibganj	Aspirants	27.641	31.372	38.300	37.954	33.809	40.515	39.767	38.343	38.955	68 / 121
23	Sareikela And Kharsawan	Aspirants	16.826	22.359	28.013	32.451	33.211	38.266	37.744	37.735	38.591	82 / 121
24	Simdega	Performers	59.955	54.177	53.996	54.251	53.446	61.945	60.930	59.988	62.923	28 / 202

## Annex-I: Performance marks &amp; categories of districts during Oct.'22- June'23

## b. Month wise Category of districts

S. No.	Districts	Category based on coverage (% HH Tap connections)								
		Oct-22	Nov-22	Dec-22	Jan-23	Feb-23	Mar-23	Apr-23	May-23	Jun-23
1	Bokaro	Performers	Performers	Performers	Performers	Performers	Performers	Performers	Performers	Performers
2	Chatra	Aspirants	Aspirants	Aspirants	Aspirants	Aspirants	Performers	Performers	Performers	Performers
3	Deoghar	Aspirants	Aspirants	Aspirants	Performers	Performers	Performers	Performers	Performers	Performers
4	Dhanbad	Performers	Performers	Performers	Performers	Performers	Performers	Performers	Performers	Performers
5	Dumka	Performers	Performers	Performers	Performers	Performers	Performers	Performers	Performers	Performers
6	Garhwa	Aspirants	Aspirants	Aspirants	Performers	Performers	Performers	Performers	Performers	Performers
7	Giridih	Aspirants	Aspirants	Performers	Performers	Performers	Performers	Performers	Performers	Performers
8	Godda	Aspirants	Aspirants	Aspirants	Aspirants	Aspirants	Aspirants	Aspirants	Aspirants	Aspirants
9	Gumla	Aspirants	Aspirants	Performers	Performers	Performers	Performers	Performers	Performers	Performers
10	Hazaribag	Aspirants	Aspirants	Aspirants	Aspirants	Performers	Performers	Performers	Performers	Performers
11	Jamtara	Aspirants	Aspirants	Aspirants	Aspirants	Aspirants	Aspirants	Aspirants	Aspirants	Aspirants
12	Khuti	Aspirants	Aspirants	Aspirants	Performers	Performers	Performers	Performers	Performers	Performers
13	Koderma	Performers	Performers	Performers	Performers	Performers	Performers	Performers	Performers	Performers
14	Latehar	Aspirants	Aspirants	Aspirants	Aspirants	Performers	Performers	Performers	Performers	Performers
15	Lohardaga	Performers	Performers	Performers	Performers	Performers	Performers	Performers	Performers	Performers
16	Pakur	Aspirants	Aspirants	Aspirants	Aspirants	Aspirants	Aspirants	Aspirants	Aspirants	Aspirants
17	Palamu	Aspirants	Aspirants	Aspirants	Aspirants	Aspirants	Aspirants	Aspirants	Aspirants	Aspirants
18	Paschim Singhbhum	Aspirants	Aspirants	Aspirants	Performers	Performers	Performers	Performers	Performers	Performers
19	Purbi Singhbhum	Performers	Performers	Performers	Performers	Performers	Performers	Performers	Performers	Performers
20	Ramgarh	Achievers	Achievers	Achievers	Achievers	Achievers	Achievers	Achievers	Achievers	Achievers
21	Ranchi	Performers	Performers	Performers	Performers	Performers	Performers	Performers	Performers	Performers
22	Sahibganj	Aspirants	Aspirants	Aspirants	Performers	Performers	Performers	Performers	Performers	Performers
23	Sareikela And Kharsawan	Aspirants	Aspirants	Aspirants	Aspirants	Performers	Performers	Performers	Performers	Performers
24	Simdega	Performers	Performers	Performers	Performers	Performers	Performers	Achievers	Achievers	Achievers





Annex-I: Performance marks & categories of districts during Oct.'22- June'23

14. Karnataka

a. Month wise trend of marks

S. No.	Districts	Category as on Oct-22	Marks based upon pre-defined "Key Performance Indicators"									National Rank (Oct'22-June'23)
			Oct-22	Nov-22	Dec-22	Jan-23	Feb-23	Mar-23	Apr-23	May-23	Jun-23	
1	Bagalkote	Achievers	43.885	46.772	45.588	31.625	36.118	39.938	57.428	56.105	53.055	70 / 168
2	Ballari	Achievers	34.859	57.252	45.749	46.024	65.692	64.802	65.782	61.127	57.384	35 / 168
3	Belagavi	Achievers	67.786	70.000	69.967	69.815	69.815	51.378	60.641	60.641	60.707	19 / 168
4	Bengaluru Rural	Aspirants	19.955	20.349	20.236	34.655	56.413	70.236	76.726	72.930	70.290	29 / 121
5	Bengaluru Urban	Aspirants	10.101	15.549	18.816	19.018	25.771	33.760	42.161	41.430	40.112	91 / 121
6	Bidar	Performers	22.640	31.294	37.361	49.475	50.413	49.705	49.752	47.819	47.647	70 / 202
7	Chamarajanagara	Achievers	60.754	49.751	48.245	50.613	50.613	50.701	60.576	60.576	58.628	39 / 168
8	Chikkaballapur	Aspirants	36.426	25.207	29.005	36.249	49.543	55.888	56.421	53.348	51.007	44 / 121
9	Chikkamagaluru	Achievers	14.477	22.344	21.883	21.439	25.304	31.461	40.777	40.215	38.812	142 / 168
10	Chitradurga	Performers	32.290	33.982	32.756	31.805	34.917	39.973	44.948	44.253	43.921	93 / 202
11	Dakshina Kannada	High Achievers	23.801	20.690	28.220	35.726	37.905	41.602	47.730	44.585	45.293	65 / 127
12	Davangere	Achievers	30.186	50.040	53.283	64.983	68.421	69.903	55.947	54.034	51.285	36 / 168
13	Dharwad	High Achievers	44.815	52.337	49.148	48.252	53.995	54.307	64.164	64.164	60.199	27 / 127
14	Gadag	High Achievers	10.663	13.438	17.161	18.454	40.634	58.643	64.227	64.511	65.142	55 / 127
15	Hassan	Performers	26.809	25.931	24.776	24.687	29.748	33.669	42.012	41.006	39.824	107 / 202
16	Haveri	High Achievers	41.819	49.548	50.458	50.674	49.675	50.645	58.712	54.581	53.156	37 / 127
17	Kalaburagi	Performers	38.654	40.176	41.715	43.060	42.902	44.892	55.495	54.685	52.524	60 / 202
18	Kodagu	Achievers	62.626	45.034	50.573	50.725	50.725	50.742	53.906	53.523	49.820	51 / 168
19	Kolar	Aspirants	10.440	11.025	19.592	21.219	29.845	40.131	39.022	38.190	36.980	92 / 121
20	Koppal	High Achievers	50.434	52.288	52.288	52.339	52.339	50.220	57.251	54.843	51.965	33 / 127
21	Mandya	High Achievers	19.067	16.540	18.267	18.897	21.292	22.750	31.188	31.551	32.273	82 / 127
22	Mysuru	Achievers	32.058	40.064	40.594	44.514	46.195	47.685	55.003	52.502	49.936	72 / 168
23	Raichur	Achievers	11.364	19.997	20.066	24.012	40.767	55.311	58.510	45.064	42.314	113 / 168
24	Ramanagara	Achievers	29.506	43.302	55.553	59.909	43.364	50.218	58.463	58.664	58.747	58 / 168
25	Shivamogga	Achievers	43.123	41.880	43.051	45.533	53.090	39.211	43.617	43.850	41.782	78 / 168
26	Tumakuru	Performers	33.821	36.897	39.805	44.520	50.700	53.664	53.973	50.183	47.147	62 / 202
27	Udupi	Achievers	22.584	25.179	26.385	28.924	40.163	65.702	54.737	51.409	48.380	90 / 168
28	Uttara Kannada	Performers	20.162	28.150	33.242	30.518	29.608	32.506	33.140	32.407	31.579	117 / 202
29	Vijayanagara	Performers	35.213	38.856	47.880	54.363	57.968	61.867	64.222	60.442	57.087	42 / 202
30	Vijayapura	Achievers	55.349	44.713	43.845	52.712	57.240	54.130	63.409	59.878	56.855	40 / 168
31	Yadgir	Achievers	32.440	53.728	70.797	74.718	74.718	75.504	79.978	60.258	58.544	20 / 168

## Annex-I: Performance marks &amp; categories of districts during Oct.'22- June'23

## Month wise Category of districts

S. No.	Districts	Category based on coverage (% HH Tap connections)								
		Oct-22	Nov-22	Dec-22	Jan-23	Feb-23	Mar-23	Apr-23	May-23	Jun-23
1	Bagalkote	Achievers	Achievers	Achievers	High Achievers	High Achievers	High Achievers	High Achievers	High Achievers	High Achievers
2	Ballari	Achievers	Achievers	Achievers	Achievers	Achievers	Achievers	Achievers	Achievers	Achievers
3	Belagavi	Achievers	Achievers	Achievers	Achievers	Achievers	High Achievers	High Achievers	High Achievers	High Achievers
4	Bengaluru Rural	Aspirants	Aspirants	Aspirants	Aspirants	Aspirants	Performers	Performers	Performers	Performers
5	Bengaluru Urban	Aspirants	Aspirants	Aspirants	Aspirants	Aspirants	Aspirants	Performers	Performers	Performers
6	Bidar	Performers	Performers	Performers	Achievers	Achievers	Achievers	Achievers	Achievers	Achievers
7	Chamarajanagara	Achievers	High Achievers	High Achievers	High Achievers	High Achievers	High Achievers	High Achievers	High Achievers	High Achievers
8	Chikkaballapur	Aspirants	Aspirants	Aspirants	Aspirants	Performers	Performers	Performers	Performers	Performers
9	Chikkamagaluru	Achievers	Achievers	Achievers	Achievers	Achievers	Achievers	Achievers	Achievers	Achievers
10	Chitradurga	Performers	Achievers	Achievers	Achievers	Achievers	Achievers	Achievers	Achievers	Achievers
11	Dakshina Kannada	High Achievers	High Achievers	High Achievers	High Achievers	High Achievers	High Achievers	High Achievers	High Achievers	High Achievers
12	Davangere	Achievers	Achievers	Achievers	Achievers	Achievers	Achievers	High Achievers	High Achievers	High Achievers
13	Dharwad	High Achievers	High Achievers	High Achievers	High Achievers	High Achievers	High Achievers	High Achievers	High Achievers	High Achievers
14	Gadag	High Achievers	High Achievers	High Achievers	High Achievers	High Achievers	High Achievers	High Achievers	High Achievers	High Achievers
15	Hassan	Performers	Performers	Performers	Performers	Performers	Performers	Achievers	Achievers	Achievers
16	Haveri	High Achievers	High Achievers	High Achievers	High Achievers	High Achievers	High Achievers	High Achievers	High Achievers	High Achievers
17	Kalaburagi	Performers	Performers	Achievers	Achievers	Achievers	Achievers	Achievers	Achievers	Achievers
18	Kodagu	Achievers	High Achievers	High Achievers	High Achievers	High Achievers	High Achievers	High Achievers	High Achievers	High Achievers
19	Kolar	Aspirants	Aspirants	Aspirants	Aspirants	Aspirants	Performers	Performers	Performers	Performers
20	Koppal	High Achievers	High Achievers	High Achievers	High Achievers	High Achievers	High Achievers	High Achievers	High Achievers	High Achievers
21	Mandya	High Achievers	High Achievers	High Achievers	High Achievers	High Achievers	High Achievers	High Achievers	High Achievers	High Achievers
22	Mysuru	Achievers	Achievers	Achievers	Achievers	Achievers	Achievers	Achievers	Achievers	Achievers
23	Raichur	Achievers	Achievers	Achievers	Achievers	Achievers	Achievers	Achievers	High Achievers	High Achievers
24	Ramanagara	Achievers	Achievers	Achievers	Achievers	High Achievers	High Achievers	High Achievers	High Achievers	High Achievers
25	Shivamogga	Achievers	Achievers	Achievers	Achievers	Achievers	High Achievers	High Achievers	High Achievers	High Achievers
26	Tumakuru	Performers	Performers	Performers	Performers	Performers	Performers	Achievers	Achievers	Achievers
27	Udupi	Achievers	Achievers	Achievers	Achievers	Achievers	Achievers	High Achievers	High Achievers	High Achievers
28	Uttara Kannada	Performers	Performers	Performers	Performers	Performers	Performers	Performers	Performers	Performers
29	Vijayanagara	Performers	Performers	Performers	Performers	Performers	Performers	Achievers	Achievers	Achievers
30	Vijayapura	Achievers	Achievers	Achievers	Achievers	Achievers	Achievers	Achievers	Achievers	Achievers
31	Yadgir	Achievers	Achievers	Achievers	Achievers	Achievers	Achievers	Achievers	High Achievers	High Achievers



Annex-I: Performance marks & categories of districts during Oct.'22- June'23

15. Kerala

a. Month wise trend of marks

S. No.	Districts	Category as on Oct-22	Marks based upon pre-defined "Key Performance Indicators"									National Rank (Oct'22-June'23)
			Oct-22	Nov-22	Dec-22	Jan-23	Feb-23	Mar-23	Apr-23	May-23	Jun-23	
1	Alappuzha	Achievers	25.321	23.961	20.539	19.038	21.237	23.296	21.591	21.925	22.396	161 / 168
2	Ernakulam	Achievers	24.314	24.568	24.313	23.869	24.547	25.975	23.847	24.055	23.698	154 / 168
3	Idukki	Performers	12.181	12.928	12.989	13.590	14.254	16.609	14.603	18.637	18.670	196 / 202
4	Kannur	Performers	21.535	28.830	28.168	28.801	31.151	30.046	23.948	24.445	24.068	135 / 202
5	Kasaragod	Performers	13.484	14.825	14.095	13.630	15.178	15.448	15.238	15.174	14.744	197 / 202
6	Kollam	Achievers	37.362	36.747	36.935	35.279	37.887	41.383	39.422	40.024	38.718	99 / 168
7	Kottayam	Performers	41.071	38.618	31.529	27.603	25.792	25.704	23.619	23.522	22.760	123 / 202
8	Kozhikode	Performers	19.512	18.477	18.516	18.494	18.796	19.160	19.082	19.817	19.419	176 / 202
9	Malappuram	Performers	31.084	31.335	30.235	27.505	27.569	26.650	26.558	25.937	25.093	129 / 202
10	Palakkad	Performers	17.350	22.626	24.439	24.564	24.869	24.434	24.543	25.917	26.000	151 / 202
11	Pathanamthitta	Performers	15.342	17.791	16.630	16.946	17.880	19.126	15.993	17.086	20.895	188 / 202
12	Thiruvananthapuram	Performers	31.229	36.250	35.918	34.634	35.244	37.812	39.197	39.454	37.888	98 / 202
13	Thrissur	Performers	22.497	22.862	22.181	21.054	20.705	20.369	20.433	21.060	20.557	165 / 202
14	Wayanad	Performers	23.076	29.302	26.801	27.604	29.641	29.125	23.180	24.408	25.047	137 / 202

b. Month wise Category of districts

S. No.	Districts	Category based on coverage (% HH Tap connections)								
		Oct-22	Nov-22	Dec-22	Jan-23	Feb-23	Mar-23	Apr-23	May-23	Jun-23
1	Alappuzha	Achievers	Achievers	Achievers	Achievers	Achievers	Achievers	Achievers	Achievers	Achievers
2	Ernakulam	Achievers	Achievers	Achievers	Achievers	Achievers	Achievers	Achievers	Achievers	Achievers
3	Idukki	Performers	Performers	Performers	Performers	Performers	Performers	Performers	Performers	Performers
4	Kannur	Performers	Performers	Performers	Performers	Performers	Performers	Performers	Performers	Achievers
5	Kasaragod	Performers	Performers	Performers	Performers	Performers	Performers	Performers	Performers	Performers
6	Kollam	Achievers	Achievers	Achievers	Achievers	Achievers	Achievers	Achievers	Achievers	Achievers
7	Kottayam	Performers	Performers	Performers	Performers	Performers	Performers	Performers	Performers	Performers
8	Kozhikode	Performers	Performers	Performers	Performers	Performers	Performers	Performers	Performers	Performers
9	Malappuram	Performers	Performers	Performers	Performers	Performers	Performers	Performers	Performers	Performers
10	Palakkad	Performers	Performers	Performers	Performers	Performers	Performers	Performers	Performers	Achievers
11	Pathanamthitta	Performers	Performers	Performers	Performers	Performers	Performers	Performers	Performers	Performers
12	Thiruvananthapuram	Performers	Performers	Performers	Performers	Achievers	Achievers	Achievers	Achievers	Achievers
13	Thrissur	Performers	Performers	Performers	Performers	Performers	Performers	Performers	Performers	Performers
14	Wayanad	Performers	Performers	Performers	Performers	Performers	Performers	Performers	Performers	Performers

*Annex-I: Performance marks & categories of districts during Oct.'22- June'23*

**16. Ladakh**

**a. Month wise trend of marks**

S. No.	Districts	Category as on Oct-22	Marks based upon pre-defined "Key Performance Indicators"									National Rank (Oct'22-June'23)
			Oct-22	Nov-22	Dec-22	Jan-23	Feb-23	Mar-23	Apr-23	May-23	Jun-23	
1	Kargil	Achievers	69.360	69.800	69.840	70.280	70.280	65.243	66.596	63.566	71.992	12 / 168
2	Leh (Ladakh)	Achievers	68.400	68.720	68.720	69.640	69.640	66.585	68.451	67.602	84.140	7 / 168

**b. Month wise Category of districts**

S. No.	Districts	Category based on coverage (% HH Tap connections)								
		Oct-22	Nov-22	Dec-22	Jan-23	Feb-23	Mar-23	Apr-23	May-23	Jun-23
1	Kargil	Achievers	Achievers	Achievers	Achievers	Achievers	Achievers	Achievers	Achievers	Achievers
2	Leh (Ladakh)	Achievers	Achievers	Achievers	Achievers	Achievers	Achievers	Achievers	Achievers	Achievers



Annex-I: Performance marks & categories of districts during Oct.'22- June'23

17. Lakshadweep

a. Month wise trend of marks

S. No.	Districts	Category as on Oct-22	Marks based upon pre-defined "Key Performance Indicators"									National Rank (Oct'22-June'23)
			Oct-22	Nov-22	Dec-22	Jan-23	Feb-23	Mar-23	Apr-23	May-23	Jun-23	
1	Lakshadweep District	Aspirants	0.000	2.000	10.000	10.000	10.556	10.000	10.000	10.000	11.000	120 / 121

b. Month wise Category of districts

S. No.	Districts	Category based on coverage (% HH Tap connections)								
		Oct-22	Nov-22	Dec-22	Jan-23	Feb-23	Mar-23	Apr-23	May-23	Jun-23
1	Lakshadweep District	Aspirants	Aspirants	Aspirants	Aspirants	Aspirants	Aspirants	Aspirants	Aspirants	Aspirants

*Annex-I: Performance marks & categories of districts during Oct.'22- June'23*

**18. Madhya Pradesh**

**a. Month wise trend of marks**

S. No.	Districts	Category as on Oct-22	Marks based upon pre-defined "Key Performance Indicators"									National Rank (Oct'22-June'23)
			Oct-22	Nov-22	Dec-22	Jan-23	Feb-23	Mar-23	Apr-23	May-23	Jun-23	
1	Agar	Achievers	13.399	15.713	15.902	20.060	20.182	25.912	20.648	21.914	22.083	165 / 168
2	Alirajpur	Performers	15.424	16.979	15.500	19.352	18.493	23.259	20.473	24.199	25.833	171 / 202
3	Anuppur	Performers	17.502	20.463	19.574	22.135	21.945	22.911	21.750	22.634	24.490	163 / 202
4	Ashoknagar	Performers	14.311	14.388	14.771	18.418	20.414	23.337	22.521	22.743	22.924	173 / 202
5	Balaghat	Achievers	38.627	39.212	37.644	44.115	40.873	38.570	35.168	34.996	34.911	98 / 168
6	Barwani	Achievers	22.808	24.906	24.802	18.744	21.713	25.959	19.362	25.155	35.285	155 / 168
7	Betul	Achievers	32.319	32.758	30.736	27.793	28.550	40.191	35.496	39.609	41.260	118 / 168
8	Bhind	Performers	10.892	12.841	12.867	14.457	17.794	21.056	19.105	20.365	21.703	190 / 202
9	Bhopal	Performers	27.561	29.829	28.284	34.671	35.742	40.504	37.983	42.802	50.163	99 / 202
10	Burhanpur	Front runners	60.039	72.008	84.291	84.291	84.645	85.275	80.039	80.039	87.913	3 / 114
11	Chhatarpur	Aspirants	18.783	19.144	18.844	18.438	19.853	23.496	28.444	32.050	33.142	99 / 121
12	Chhindwara	Performers	14.124	18.067	18.297	22.391	24.761	29.730	28.979	29.723	29.500	149 / 202
13	Damoh	Performers	30.703	34.016	33.048	32.479	35.008	35.821	34.450	34.612	41.373	102 / 202
14	Datia	Achievers	22.283	25.057	26.367	27.914	30.253	36.849	38.855	41.080	41.254	127 / 168
15	Dewas	Performers	18.025	17.629	17.647	21.745	23.599	29.549	29.820	33.480	34.996	145 / 202
16	Dhar	Achievers	30.730	28.915	29.034	31.853	31.137	35.515	35.439	40.135	41.714	119 / 168
17	Dindori	Performers	17.657	16.449	14.968	14.761	15.607	20.725	21.015	21.311	22.076	183 / 202
18	Guna	Performers	15.279	16.573	17.289	17.032	21.074	22.437	21.356	23.410	27.584	170 / 202
19	Gwalior	Performers	34.900	37.089	36.845	40.102	39.600	41.775	39.180	44.006	49.677	77 / 202
20	Harda	Achievers	17.264	16.181	16.431	20.519	20.890	24.579	29.443	39.887	44.150	151 / 168
21	Hoshangabad	Performers	20.924	20.152	19.855	21.803	22.570	24.317	24.111	27.782	29.881	154 / 202
22	Indore	High Achievers	48.269	49.099	49.431	54.223	55.281	56.100	59.896	61.765	63.834	24 / 127
23	Jabalpur	Performers	13.528	17.558	19.047	19.258	19.133	29.829	31.380	30.180	35.213	150 / 202
24	Jhabua	Performers	21.333	21.699	23.658	24.610	23.805	30.236	30.394	32.914	35.999	132 / 202
25	Katni	Achievers	20.944	22.212	22.241	25.331	27.195	39.184	33.577	33.668	35.231	141 / 168
26	Khandwa	Achievers	36.072	42.917	42.394	45.288	45.923	49.077	47.008	50.241	62.590	65 / 168
27	Khargone	Achievers	25.665	27.663	27.461	29.211	29.132	32.316	30.745	30.843	32.240	138 / 168
28	Mandla	Performers	11.493	18.063	20.370	22.511	21.060	28.067	26.729	30.501	31.631	155 / 202
29	Mandsaur	Performers	11.846	13.303	17.635	17.534	18.601	23.965	25.267	28.292	29.395	168 / 202
30	Morena	Performers	18.678	19.174	19.960	21.019	20.906	25.112	25.890	27.834	28.478	159 / 202



*Annex-I: Performance marks & categories of districts during Oct.'22- June'23*

S. No.	Districts	Category as on Oct-22	Marks based upon pre-defined "Key Performance Indicators"									National Rank (Oct'22-June'23)
			Oct-22	Nov-22	Dec-22	Jan-23	Feb-23	Mar-23	Apr-23	May-23	Jun-23	
31	Narsinghpur	Achievers	16.061	20.376	20.959	21.115	20.876	29.188	31.845	31.457	32.359	152 / 168
32	Neemuch	Performers	4.249	5.824	8.915	12.332	12.357	17.017	17.882	19.010	19.311	200 / 202
33	Niwari	Achievers	59.763	60.025	60.125	68.585	55.678	59.769	62.846	64.546	66.561	22 / 168
34	Panna	Aspirants	18.335	21.122	18.053	23.012	25.868	33.255	28.790	38.487	40.229	90 / 121
35	Raisen	Performers	13.924	13.422	13.111	14.657	14.934	23.526	23.326	25.896	25.842	180 / 202
36	Rajgarh	Achievers	28.025	26.724	25.034	26.091	26.968	29.972	30.169	29.677	31.443	144 / 168
37	Ratlam	Achievers	24.196	24.742	25.202	25.913	24.766	25.984	26.011	27.905	29.887	149 / 168
38	Rewa	Performers	13.139	14.733	14.084	16.249	16.733	25.579	19.765	20.850	21.379	185 / 202
39	Sagar	Performers	20.268	24.318	24.209	26.010	24.604	29.869	26.843	28.591	31.853	139 / 202
40	Satna	Aspirants	5.612	6.063	6.203	7.590	7.763	15.858	15.119	16.932	22.511	118 / 121
41	Sehore	Performers	13.008	11.005	11.843	15.640	15.725	18.902	19.687	19.942	20.616	192 / 202
42	Seoni	Performers	37.202	31.754	28.713	30.323	30.598	29.872	29.874	30.684	36.597	110 / 202
43	Shahdol	Performers	15.777	14.551	13.778	19.524	19.724	20.784	21.466	23.744	23.959	175 / 202
44	Shajapur	Performers	25.236	25.146	25.049	27.162	28.359	32.335	31.966	36.821	40.268	116 / 202
45	Sheopur	Performers	28.301	29.398	29.510	31.798	31.582	35.779	34.718	35.471	35.461	106 / 202
46	Shivpuri	Performers	15.510	15.376	14.831	16.166	16.465	20.525	22.074	23.886	25.322	177 / 202
47	Sidhi	Performers	12.500	13.892	13.699	14.307	16.135	25.762	23.410	24.444	24.903	179 / 202
48	Singrouli	Performers	13.089	12.992	13.130	14.837	15.434	21.801	21.937	22.015	21.936	189 / 202
49	Tikamgarh	Performers	13.123	14.446	14.110	15.928	17.486	22.658	22.061	22.080	22.334	184 / 202
50	Ujjain	Performers	26.595	25.348	24.021	24.372	25.354	30.815	36.567	36.848	38.175	118 / 202
51	Umariya	Performers	44.200	37.473	32.283	33.761	34.201	39.516	38.150	40.857	44.605	89 / 202
52	Vidisha	Performers	8.668	9.161	10.412	13.912	14.427	23.053	21.359	22.491	22.887	192 / 202

## Annex-I: Performance marks &amp; categories of districts during Oct.'22- June'23

## b. Month wise Category of districts

S. No.	Districts	Category based on coverage (% HH Tap connections)								
		Oct-22	Nov-22	Dec-22	Jan-23	Feb-23	Mar-23	Apr-23	May-23	Jun-23
1	Agar	Achievers	Achievers	Achievers	Achievers	Achievers	Achievers	Achievers	Achievers	Achievers
2	Alirajpur	Performers	Performers	Performers	Performers	Performers	Performers	Performers	Performers	Performers
3	Anuppur	Performers	Performers	Performers	Performers	Performers	Performers	Performers	Performers	Performers
4	Ashoknagar	Performers	Performers	Performers	Performers	Performers	Performers	Performers	Performers	Performers
5	Balaghat	Achievers	Achievers	Achievers	Achievers	Achievers	Achievers	Achievers	Achievers	Achievers
6	Barwani	Achievers	Achievers	Achievers	Achievers	Achievers	Achievers	Achievers	Achievers	Achievers
7	Betul	Achievers	Achievers	Achievers	Achievers	Achievers	Achievers	Achievers	Achievers	Achievers
8	Bhind	Performers	Performers	Performers	Performers	Performers	Performers	Performers	Performers	Performers
9	Bhopal	Performers	Performers	Achievers	Achievers	Achievers	Achievers	Achievers	Achievers	Achievers
10	Burhanpur	Front runners	Front runners	Front runners	Front runners	Front runners	Front runners	Front runners	Front runners	Front runners
11	Chhatarpur	Aspirants	Aspirants	Aspirants	Aspirants	Aspirants	Aspirants	Aspirants	Aspirants	Performers
12	Chhindwara	Performers	Performers	Performers	Achievers	Achievers	Achievers	Achievers	Achievers	Achievers
13	Damoh	Performers	Performers	Performers	Performers	Performers	Performers	Performers	Performers	Performers
14	Datia	Achievers	Achievers	Achievers	Achievers	Achievers	Achievers	Achievers	Achievers	Achievers
15	Dewas	Performers	Performers	Performers	Performers	Performers	Performers	Achievers	Achievers	Achievers
16	Dhar	Achievers	Achievers	Achievers	Achievers	Achievers	Achievers	Achievers	Achievers	Achievers
17	Dindori	Performers	Performers	Performers	Performers	Performers	Performers	Performers	Performers	Performers
18	Guna	Performers	Performers	Performers	Performers	Performers	Performers	Performers	Performers	Performers
19	Gwalior	Performers	Performers	Performers	Achievers	Achievers	Achievers	Achievers	Achievers	Achievers
20	Harda	Achievers	Achievers	Achievers	Achievers	Achievers	Achievers	Achievers	Achievers	Achievers
21	Hoshangabad	Performers	Performers	Performers	Performers	Performers	Performers	Achievers	Achievers	Achievers
22	Indore	High Achievers	High Achievers	High Achievers	High Achievers	High Achievers	High Achievers	High Achievers	High Achievers	High Achievers
23	Jabalpur	Performers	Performers	Performers	Performers	Performers	Performers	Performers	Performers	Performers
24	Jhabua	Performers	Performers	Performers	Performers	Performers	Performers	Performers	Performers	Performers
25	Katni	Achievers	Achievers	Achievers	Achievers	Achievers	Achievers	Achievers	Achievers	Achievers
26	Khandwa	Achievers	Achievers	Achievers	Achievers	Achievers	Achievers	Achievers	Achievers	Achievers
27	Khargone	Achievers	Achievers	Achievers	Achievers	Achievers	Achievers	Achievers	Achievers	Achievers
28	Mandla	Performers	Performers	Performers	Performers	Performers	Performers	Performers	Performers	Performers
29	Mandsaur	Performers	Performers	Performers	Performers	Performers	Performers	Performers	Performers	Performers
30	Morena	Performers	Performers	Performers	Performers	Performers	Performers	Performers	Performers	Achievers
31	Narsinghpur	Achievers	Achievers	Achievers	Achievers	Achievers	Achievers	Achievers	Achievers	Achievers
32	Neemuch	Performers	Performers	Performers	Performers	Performers	Performers	Performers	Performers	Performers
33	Niwari	Achievers	Achievers	Achievers	Achievers	High Achievers	High Achievers	High Achievers	High Achievers	High Achievers





*Annex-I: Performance marks & categories of districts during Oct.'22- June'23*

S. No.	Districts	Category based on coverage (% HH Tap connections)								
		Oct-22	Nov-22	Dec-22	Jan-23	Feb-23	Mar-23	Apr-23	May-23	Jun-23
34	Panna	Aspirants	Aspirants	Aspirants	Aspirants	Aspirants	Aspirants	Performers	Performers	Performers
35	Raisen	Performers	Performers	Performers	Performers	Performers	Performers	Performers	Performers	Performers
36	Rajgarh	Achievers	Achievers	Achievers	Achievers	Achievers	Achievers	Achievers	Achievers	Achievers
37	Ratlam	Achievers	Achievers	Achievers	Achievers	Achievers	Achievers	Achievers	Achievers	Achievers
38	Rewa	Performers	Performers	Performers	Performers	Performers	Performers	Performers	Performers	Performers
39	Sagar	Performers	Performers	Performers	Performers	Performers	Performers	Performers	Performers	Performers
40	Satna	Aspirants	Aspirants	Aspirants	Aspirants	Aspirants	Aspirants	Aspirants	Aspirants	Aspirants
41	Sehore	Performers	Performers	Performers	Performers	Performers	Performers	Performers	Performers	Performers
42	Seoni	Performers	Performers	Performers	Performers	Performers	Performers	Achievers	Achievers	Achievers
43	Shahdol	Performers	Performers	Performers	Performers	Performers	Performers	Performers	Performers	Performers
44	Shajapur	Performers	Performers	Performers	Performers	Performers	Performers	Performers	Performers	Performers
45	Sheopur	Performers	Performers	Performers	Performers	Performers	Performers	Performers	Performers	Performers
46	Shivpuri	Performers	Performers	Performers	Performers	Performers	Performers	Performers	Performers	Performers
47	Sidhi	Performers	Performers	Performers	Performers	Performers	Performers	Performers	Performers	Performers
48	Singrouli	Performers	Performers	Performers	Performers	Performers	Performers	Performers	Performers	Performers
49	Tikamgarh	Performers	Performers	Performers	Performers	Performers	Performers	Performers	Performers	Performers
50	Ujjain	Performers	Performers	Performers	Performers	Performers	Performers	Performers	Performers	Performers
51	Umaria	Performers	Achievers	Achievers	Achievers	Achievers	Achievers	Achievers	Achievers	Achievers
52	Vidisha	Performers	Performers	Performers	Performers	Performers	Performers	Performers	Performers	Performers

## Annex-I: Performance marks &amp; categories of districts during Oct.'22- June'23

## 19. Maharashtra

## a. Month wise trend of marks

S. No.	Districts	Category as on Oct-22	Marks based upon pre-defined "Key Performance Indicators"									National Rank (Oct'22-June'23)
			Oct-22	Nov-22	Dec-22	Jan-23	Feb-23	Mar-23	Apr-23	May-23	Jun-23	
1	Ahmednagar	Achievers	19.868	19.879	19.901	27.358	28.765	35.031	41.587	41.278	45.068	133 / 168
2	Akola	Achievers	31.449	28.507	30.888	65.235	54.631	71.359	56.395	53.191	50.888	60 / 168
3	Amravati	High Achievers	50.094	47.279	46.758	48.611	51.783	53.450	59.250	57.865	59.024	32 / 127
4	Aurangabad	Achievers	21.629	24.594	42.686	40.179	40.209	50.360	48.283	47.031	47.288	92 / 168
5	Beed	Performers	18.699	19.651	20.173	23.002	29.762	33.821	32.666	32.532	33.649	133 / 202
6	Bhandara	Achievers	33.604	29.304	32.259	29.704	40.261	40.728	57.395	56.280	55.770	85 / 168
7	Buldana	High Achievers	36.876	47.345	42.013	39.545	52.838	56.248	60.331	55.384	51.953	39 / 127
8	Chandrapur	Achievers	24.059	24.095	24.051	31.436	35.774	60.198	67.308	67.099	65.348	76 / 168
9	Dhule	High Achievers	24.584	21.292	34.582	39.258	37.758	36.079	42.350	48.933	48.246	64 / 127
10	Gadchiroli	Achievers	28.845	35.110	35.231	37.231	42.683	48.857	64.429	63.380	61.739	67 / 168
11	Gondia	Achievers	21.955	23.971	25.270	25.510	27.563	35.742	39.381	39.401	44.072	132 / 168
12	Hingoli	Achievers	17.119	17.119	38.837	38.825	35.821	40.267	44.348	44.626	48.636	108 / 168
13	Jalgaon	Front runners	11.226	11.226	11.226	10.321	10.359	10.684	25.608	24.979	25.154	81 / 114
14	Jalna	High Achievers	29.291	39.235	50.424	55.391	55.381	56.985	58.843	55.108	55.848	38 / 127
15	Kolhapur	High Achievers	23.252	19.588	24.680	22.524	48.223	44.303	47.204	54.620	53.962	59 / 127
16	Latur	High Achievers	20.961	18.304	18.476	25.663	25.475	34.272	37.355	41.737	42.349	75 / 127
17	Nagpur	High Achievers	50.225	50.271	51.682	53.210	54.565	56.459	60.963	60.646	60.066	23 / 127
18	Nanded	Achievers	22.353	38.104	33.107	34.177	34.068	35.995	41.403	42.530	43.031	109 / 168
19	Nandurbar	Performers	20.853	20.392	20.368	24.211	29.694	32.541	32.419	32.175	32.061	131 / 202
20	Nashik	High Achievers	14.594	14.831	21.129	21.292	21.133	30.029	29.687	29.054	28.050	84 / 127
21	Osmanabad	High Achievers	11.303	11.729	12.469	14.365	15.131	21.673	32.197	32.113	32.598	90 / 127
22	Palghar	Performers	23.554	21.781	22.154	25.834	26.074	26.332	26.664	26.937	28.057	143 / 202
23	Parbhani	Achievers	26.160	28.185	27.909	30.426	33.580	35.989	45.694	46.158	46.934	112 / 168
24	Pune	Achievers	64.338	53.341	44.180	39.940	36.647	40.803	48.026	45.816	45.430	66 / 168
25	Raigad	High Achievers	31.042	40.055	38.624	34.353	31.331	29.811	33.198	31.699	30.538	72 / 127
26	Ratnagiri	Achievers	24.612	23.536	24.517	30.467	37.503	40.185	46.675	46.503	49.724	110 / 168
27	Sangli	Achievers	27.294	29.669	31.233	40.829	52.918	78.099	60.138	58.473	57.126	63 / 168
28	Satara	High Achievers	32.607	50.144	50.132	50.092	50.095	53.594	60.639	59.367	58.618	35 / 127
29	Sindhudurg	Achievers	20.229	20.514	24.919	27.772	39.663	40.321	55.959	69.231	52.235	94 / 168
30	Solapur	High Achievers	42.606	49.668	46.376	38.275	36.536	37.431	44.525	52.306	49.674	45 / 127
31	Thane	Achievers	19.981	20.098	23.141	24.784	27.845	38.627	40.019	45.764	47.488	129 / 168
32	Wardha	High Achievers	48.933	39.035	35.162	30.212	26.964	25.967	35.698	34.355	33.042	70 / 127
33	Washim	Achievers	20.981	20.768	21.979	22.699	27.929	33.656	57.619	61.138	43.068	116 / 168
34	Yavatmal	Achievers	34.991	31.777	30.267	34.391	37.653	46.385	52.747	53.166	52.682	86 / 168



*Annex-I: Performance marks & categories of districts during Oct.'22- June'23*

**b. Month wise Category of districts**

S. No.	Districts	Category based on coverage (% HH Tap connections)								
		Oct-22	Nov-22	Dec-22	Jan-23	Feb-23	Mar-23	Apr-23	May-23	Jun-23
1	Ahmednagar	Achievers	Achievers	Achievers	Achievers	Achievers	Achievers	Achievers	Achievers	Achievers
2	Akola	Achievers	Achievers	Achievers	Achievers	High Achievers	High Achievers	High Achievers	High Achievers	High Achievers
3	Amravati	High Achievers	High Achievers	High Achievers	High Achievers	High Achievers	High Achievers	High Achievers	High Achievers	High Achievers
4	Aurangabad	Achievers	Achievers	Achievers	Achievers	Achievers	Achievers	Achievers	Achievers	Achievers
5	Beed	Performers	Performers	Performers	Performers	Performers	Performers	Achievers	Achievers	Achievers
6	Bhandara	Achievers	Achievers	Achievers	Achievers	Achievers	Achievers	Achievers	Achievers	Achievers
7	Buldana	High Achievers	High Achievers	High Achievers	High Achievers	High Achievers	High Achievers	High Achievers	High Achievers	High Achievers
8	Chandrapur	Achievers	Achievers	Achievers	Achievers	Achievers	Achievers	Achievers	Achievers	Achievers
9	Dhule	High Achievers	High Achievers	High Achievers	High Achievers	High Achievers	High Achievers	High Achievers	High Achievers	High Achievers
10	Gadchiroli	Achievers	Achievers	Achievers	Achievers	Achievers	Achievers	Achievers	Achievers	Achievers
11	Gondia	Achievers	Achievers	Achievers	Achievers	Achievers	Achievers	Achievers	Achievers	Achievers
12	Hingoli	Achievers	Achievers	Achievers	Achievers	Achievers	Achievers	Achievers	Achievers	Achievers
13	Jalgaon	Front runners	Front runners	Front runners	Front runners	High Achievers	High Achievers	High Achievers	High Achievers	High Achievers
14	Jalna	High Achievers	High Achievers	High Achievers	High Achievers	High Achievers	High Achievers	High Achievers	High Achievers	High Achievers
15	Kolhapur	High Achievers	High Achievers	High Achievers	High Achievers	High Achievers	High Achievers	High Achievers	High Achievers	High Achievers
16	Latur	High Achievers	High Achievers	High Achievers	High Achievers	High Achievers	High Achievers	High Achievers	High Achievers	High Achievers
17	Nagpur	High Achievers	High Achievers	High Achievers	High Achievers	High Achievers	High Achievers	High Achievers	High Achievers	High Achievers
18	Nanded	Achievers	Achievers	Achievers	Achievers	Achievers	Achievers	Achievers	Achievers	Achievers
19	Nandurbar	Performers	Performers	Performers	Performers	Performers	Performers	Performers	Performers	Performers
20	Nashik	High Achievers	High Achievers	High Achievers	High Achievers	High Achievers	High Achievers	High Achievers	High Achievers	High Achievers
21	Osmanabad	High Achievers	High Achievers	High Achievers	High Achievers	High Achievers	High Achievers	High Achievers	High Achievers	High Achievers
22	Palghar	Performers	Performers	Performers	Performers	Performers	Performers	Performers	Performers	Performers
23	Parbhani	Achievers	Achievers	Achievers	Achievers	Achievers	Achievers	Achievers	Achievers	Achievers
24	Pune	Achievers	Achievers	Achievers	Achievers	Achievers	Achievers	Achievers	Achievers	Achievers
25	Raigad	High Achievers	High Achievers	High Achievers	High Achievers	High Achievers	High Achievers	High Achievers	High Achievers	High Achievers
26	Ratnagiri	Achievers	Achievers	Achievers	Achievers	Achievers	Achievers	Achievers	Achievers	Achievers
27	Sangli	Achievers	Achievers	Achievers	Achievers	Achievers	Achievers	High Achievers	High Achievers	High Achievers
28	Satara	High Achievers	High Achievers	High Achievers	High Achievers	High Achievers	High Achievers	High Achievers	High Achievers	High Achievers
29	Sindhudurg	Achievers	Achievers	Achievers	Achievers	Achievers	Achievers	Achievers	Achievers	High Achievers
30	Solapur	High Achievers	High Achievers	High Achievers	High Achievers	High Achievers	High Achievers	High Achievers	High Achievers	High Achievers
31	Thane	Achievers	Achievers	Achievers	Achievers	Achievers	Achievers	Achievers	Achievers	Achievers
32	Wardha	High Achievers	High Achievers	High Achievers	High Achievers	High Achievers	High Achievers	High Achievers	High Achievers	High Achievers
33	Washim	Achievers	Achievers	Achievers	Achievers	Achievers	Achievers	Achievers	Achievers	High Achievers
34	Yavatmal	Achievers	Achievers	Achievers	Achievers	Achievers	Achievers	Achievers	Achievers	Achievers

*Annex-I: Performance marks & categories of districts during Oct.'22- June'23*

**20. Manipur**

**a. Month wise trend of marks**

S. No.	Districts	Category as on Oct-22	Marks based upon pre-defined "Key Performance Indicators"									National Rank (Oct'22-June'23)
			Oct-22	Nov-22	Dec-22	Jan-23	Feb-23	Mar-23	Apr-23	May-23	Jun-23	
1	Bishnupur	Achievers	22.453	36.106	41.517	39.051	38.656	37.107	42.668	41.083	40.194	104 / 168
2	Chandel	Achievers	24.941	26.000	31.640	37.453	36.987	36.432	36.281	34.893	34.170	120 / 168
3	Churachandpur	High Achievers	20.625	36.388	41.033	38.051	35.905	32.502	42.957	38.364	35.874	67 / 127
4	Imphal East	Achievers	28.887	26.273	44.395	43.983	33.946	32.562	37.311	35.370	33.707	114 / 168
5	Imphal West	Achievers	28.988	31.538	30.561	31.576	31.260	31.845	35.913	35.163	34.840	126 / 168
6	Jiribam	Performers	25.716	28.075	26.916	27.063	26.563	26.100	34.132	33.589	33.381	122 / 202
7	Kakching	High Achievers	15.008	16.910	18.418	20.721	22.682	25.013	28.008	25.845	26.599	86 / 127
8	Kamjong	Achievers	21.105	22.348	21.565	22.152	23.063	23.763	34.535	33.966	34.200	148 / 168
9	Kangpokpi	High Achievers	30.525	26.395	25.903	27.217	24.207	22.207	30.853	29.767	28.920	78 / 127
10	Noney	Achievers	49.632	52.692	50.055	50.214	47.706	46.400	50.412	45.072	43.301	64 / 168
11	Pherzawl	Achievers	21.243	26.136	25.404	25.180	26.702	26.624	35.358	34.058	33.419	143 / 168
12	Senapati	Achievers	35.009	37.865	35.130	33.307	33.154	32.281	39.475	38.291	37.369	111 / 168
13	Tamenglong	Achievers	21.323	26.771	30.004	40.807	30.041	27.750	30.117	29.207	28.315	139 / 168
14	Tengnoupal	High Achievers	32.126	48.060	52.974	53.758	49.774	44.405	46.207	43.038	40.574	44 / 127
15	Thoubal	High Achievers	14.441	14.482	18.788	21.286	21.283	21.533	23.882	23.783	24.058	91 / 127
16	Ukhrul	Achievers	27.195	27.775	38.408	37.064	35.559	35.690	30.448	29.168	28.172	128 / 168

**b. Month wise Category of districts**

S. No.	Districts	Category based on coverage (% HH Tap connections)								
		Oct-22	Nov-22	Dec-22	Jan-23	Feb-23	Mar-23	Apr-23	May-23	Jun-23
1	Bishnupur	Achievers	Achievers	Achievers	Achievers	Achievers	Achievers	Achievers	Achievers	Achievers
2	Chandel	Achievers	Achievers	Achievers	Achievers	Achievers	Achievers	Achievers	Achievers	Achievers
3	Churachandpur	High Achievers	High Achievers	High Achievers	High Achievers	High Achievers	High Achievers	High Achievers	High Achievers	High Achievers
4	Imphal East	Achievers	Achievers	Achievers	Achievers	High Achievers	High Achievers	High Achievers	High Achievers	High Achievers
5	Imphal West	Achievers	Achievers	Achievers	Achievers	Achievers	Achievers	Achievers	Achievers	Achievers
6	Jiribam	Performers	Performers	Performers	Performers	Performers	Performers	Performers	Performers	Performers
7	Kakching	High Achievers	High Achievers	High Achievers	High Achievers	High Achievers	High Achievers	High Achievers	High Achievers	High Achievers
8	Kamjong	Achievers	Achievers	Achievers	Achievers	Achievers	Achievers	Achievers	Achievers	Achievers
9	Kangpokpi	High Achievers	High Achievers	High Achievers	High Achievers	High Achievers	High Achievers	High Achievers	High Achievers	High Achievers
10	Noney	Achievers	Achievers	Achievers	Achievers	Achievers	Achievers	Achievers	Achievers	Achievers
11	Pherzawl	Achievers	Achievers	Achievers	Achievers	Achievers	Achievers	Achievers	Achievers	Achievers
12	Senapati	Achievers	Achievers	Achievers	Achievers	Achievers	Achievers	Achievers	Achievers	Achievers
13	Tamenglong	Achievers	Achievers	Achievers	Achievers	High Achievers	High Achievers	High Achievers	High Achievers	High Achievers
14	Tengnoupal	High Achievers	High Achievers	High Achievers	High Achievers	High Achievers	High Achievers	High Achievers	High Achievers	High Achievers
15	Thoubal	High Achievers	High Achievers	High Achievers	High Achievers	High Achievers	High Achievers	High Achievers	High Achievers	High Achievers
16	Ukhrul	Achievers	Achievers	Achievers	Achievers	Achievers	Achievers	High Achievers	High Achievers	High Achievers

Annex-I: Performance marks & categories of districts during Oct.'22- June'23

## 21. Meghalaya

### a. Month wise trend of marks

S. No.	Districts	Category as on Oct-22	Marks based upon pre-defined "Key Performance Indicators"									National Rank (Oct'22-June'23)
			Oct-22	Nov-22	Dec-22	Jan-23	Feb-23	Mar-23	Apr-23	May-23	Jun-23	
1	East Garo Hills	Achievers	44.401	43.068	60.285	50.506	49.431	57.237	59.425	61.258	43.899	49 / 168
2	East Jaintia Hills	Performers	72.969	80.048	61.134	53.558	49.933	49.468	51.240	53.423	58.726	26 / 202
3	East Khasi Hills	Performers	24.523	24.636	27.054	27.644	27.963	31.808	35.290	37.297	37.653	115 / 202
4	Eastern West Khasi Hills	Performers	29.961	54.879	53.734	49.312	52.924	48.843	47.932	49.040	53.064	54 / 202
5	North Garo Hills	Performers	38.426	39.118	42.262	39.270	36.474	41.187	50.222	58.612	57.961	65 / 202
6	Ri Bhoi	Achievers	40.084	40.105	41.333	40.438	39.467	49.198	49.214	51.465	54.940	73 / 168
7	South Garo Hills	Performers	9.947	28.165	31.195	41.598	41.663	58.945	54.720	51.891	52.336	73 / 202
8	South West Garo Hills	Achievers	51.345	45.491	49.533	48.829	46.856	55.246	54.275	56.015	53.952	57 / 168
9	South West Khasi Hills	Performers	37.437	39.958	52.123	55.366	51.947	50.587	51.421	50.101	52.615	53 / 202
10	West Garo Hills	Performers	36.520	32.754	38.748	36.295	34.124	37.910	44.774	45.418	48.225	82 / 202
11	West Jaintia Hills	Performers	33.414	36.403	36.210	33.812	32.835	35.597	42.275	43.162	43.704	97 / 202
12	West Khasi Hills	Performers	18.881	55.979	52.235	56.209	53.969	63.146	62.120	59.849	57.927	40 / 202

### b. Month wise Category of districts

S. No.	Districts	Category based on coverage (% HH Tap connections)								
		Oct-22	Nov-22	Dec-22	Jan-23	Feb-23	Mar-23	Apr-23	May-23	Jun-23
1	East Garo Hills	Achievers	Achievers	Achievers	Achievers	Achievers	Achievers	Achievers	Achievers	High Achievers
2	East Jaintia Hills	Performers	Performers	Performers	Performers	Performers	Performers	Performers	Performers	Performers
3	East Khasi Hills	Performers	Performers	Performers	Performers	Performers	Performers	Performers	Performers	Performers
4	Eastern West Khasi Hills	Performers	Performers	Performers	Performers	Performers	Achievers	Performers	Achievers	Achievers
5	North Garo Hills	Performers	Performers	Performers	Performers	Performers	Performers	Performers	Achievers	Achievers
6	Ri Bhoi	Achievers	Achievers	Achievers	Achievers	Achievers	Achievers	Achievers	Achievers	Achievers
7	South Garo Hills	Performers	Performers	Performers	Performers	Performers	Performers	Achievers	Achievers	Achievers
8	South West Garo Hills	Achievers	Achievers	Achievers	Achievers	Achievers	Achievers	Achievers	Achievers	Achievers
9	South West Khasi Hills	Performers	Performers	Performers	Performers	Performers	Achievers	Achievers	Achievers	Achievers
10	West Garo Hills	Performers	Performers	Performers	Performers	Performers	Performers	Performers	Performers	Performers
11	West Jaintia Hills	Performers	Performers	Performers	Performers	Performers	Performers	Performers	Performers	Performers
12	West Khasi Hills	Performers	Performers	Performers	Performers	Performers	Performers	Performers	Performers	Achievers

## Annex-I: Performance marks &amp; categories of districts during Oct.'22- June'23

## 22. Mizoram

## a. Month wise trend of marks

S. No.	Districts	Category as on Oct-22	Marks based upon pre-defined "Key Performance Indicators"									National Rank (Oct'22-June'23)
			Oct-22	Nov-22	Dec-22	Jan-23	Feb-23	Mar-23	Apr-23	May-23	Jun-23	
1	Aizawl	Achievers	35.055	76.275	65.512	65.512	65.512	66.256	61.383	61.543	22.113	31 / 168
2	Champhai	Achievers	79.241	82.123	63.837	57.316	57.085	63.900	62.912	62.152	24.524	23 / 168
3	Kolasib	High Achievers	64.412	64.412	64.412	64.412	64.412	64.412	64.412	64.412	64.706	6 / 127
4	Lawngtlai	Achievers	51.587	52.718	64.488	56.550	53.343	81.825	80.577	80.000	62.885	18 / 168
5	Lunglei	Achievers	30.610	30.210	32.443	31.207	32.081	79.366	61.380	61.483	22.269	81 / 168
6	Mamit	Achievers	74.369	72.017	63.975	64.557	79.880	62.651	62.651	62.651	63.495	14 / 168
7	Saiha	Achievers	64.862	78.271	77.867	78.259	78.259	61.396	61.373	60.784	60.980	11 / 168
8	Serchhip	High Achievers	64.000	64.000	57.455	50.909	46.752	50.158	65.676	65.540	61.066	16 / 127

## b. Month wise Category of districts

S. No.	Districts	Category based on coverage (% HH Tap connections)								
		Oct-22	Nov-22	Dec-22	Jan-23	Feb-23	Mar-23	Apr-23	May-23	Jun-23
1	Aizawl	Achievers	Achievers	High Achievers	High Achievers	High Achievers	High Achievers	High Achievers	High Achievers	High Achievers
2	Champhai	Achievers	Achievers	High Achievers	High Achievers	High Achievers	High Achievers	High Achievers	High Achievers	High Achievers
3	Kolasib	High Achievers	High Achievers	High Achievers	High Achievers	High Achievers	High Achievers	High Achievers	High Achievers	High Achievers
4	Lawngtlai	Achievers	Achievers	Achievers	Achievers	Achievers	Achievers	Achievers	Achievers	High Achievers
5	Lunglei	Achievers	Achievers	Achievers	Achievers	Achievers	Achievers	High Achievers	High Achievers	High Achievers
6	Mamit	Achievers	Achievers	Achievers	Achievers	Achievers	High Achievers	High Achievers	High Achievers	High Achievers
7	Saiha	Achievers	Achievers	Achievers	Achievers	Achievers	High Achievers	High Achievers	High Achievers	High Achievers
8	Serchhip	High Achievers	High Achievers	High Achievers	High Achievers	High Achievers	High Achievers	High Achievers	High Achievers	High Achievers

Annex-I: Performance marks & categories of districts during Oct.'22- June'23

23. Nagaland

a. Month wise trend of marks

S. No.	Districts	Category as on Oct-22	Marks based upon pre-defined "Key Performance Indicators"									National Rank (Oct'22-June'23)
			Oct-22	Nov-22	Dec-22	Jan-23	Feb-23	Mar-23	Apr-23	May-23	Jun-23	
1	Dimapur	Performers	56.930	60.513	61.226	65.631	59.223	76.482	76.032	76.032	84.326	13 / 202
2	Kiphire	Achievers	48.708	66.500	57.727	63.454	60.304	63.772	53.738	63.667	62.389	26 / 168
3	Kohima	Achievers	34.097	34.409	37.710	38.548	38.165	42.796	48.931	54.695	60.553	80 / 168
4	Longleng	Achievers	47.448	47.640	86.235	88.360	88.691	88.691	82.492	81.311	97.115	3 / 168
5	Mokokchung	Performers	22.169	52.527	71.943	76.183	68.004	77.938	75.975	84.047	80.507	14 / 202
6	Mon	Performers	71.126	75.359	78.767	80.288	80.717	83.378	78.000	78.000	82.552	3 / 202
7	Peren	Performers	49.731	68.272	67.118	69.900	64.776	83.564	91.683	87.633	83.691	7 / 202
8	Phek	Achievers	25.384	30.010	33.886	36.427	35.442	75.237	74.326	77.270	77.178	54 / 168
9	Tuensang	Achievers	54.275	41.651	40.526	27.682	28.086	41.937	42.054	45.230	49.342	87 / 168
10	Wokha	Achievers	21.513	21.513	43.261	38.701	27.819	27.174	32.471	33.896	49.687	125 / 168
11	Zunheboto	Achievers	70.319	70.319	70.425	66.272	58.408	69.168	70.366	76.033	77.765	9 / 168

b. Month wise Category of districts

S. No.	Districts	Category based on coverage (% HH Tap connections)								
		Oct-22	Nov-22	Dec-22	Jan-23	Feb-23	Mar-23	Apr-23	May-23	Jun-23
1	Dimapur	Performers	Performers	Performers	Performers	Achievers	Achievers	Achievers	Achievers	Achievers
2	Kiphire	Achievers	Achievers	High Achievers	High Achievers	High Achievers	High Achievers	High Achievers	High Achievers	High Achievers
3	Kohima	Achievers	Achievers	Achievers	Achievers	Achievers	Achievers	Achievers	Achievers	Achievers
4	Longleng	Achievers	Achievers	Achievers	Achievers	Achievers	Achievers	Achievers	Achievers	Achievers
5	Mokokchung	Performers	Performers	Achievers	Achievers	Achievers	Achievers	Achievers	Achievers	Achievers
6	Mon	Performers	Performers	Performers	Achievers	Achievers	Achievers	Achievers	Achievers	Achievers
7	Peren	Performers	Performers	Performers	Achievers	Achievers	Achievers	Achievers	Achievers	Achievers
8	Phek	Achievers	Achievers	Achievers	Achievers	Achievers	Achievers	Achievers	Achievers	Achievers
9	Tuensang	Achievers	Achievers	Achievers	Achievers	Achievers	Achievers	Achievers	Achievers	Achievers
10	Wokha	Achievers	Achievers	Achievers	Achievers	High Achievers	High Achievers	High Achievers	High Achievers	High Achievers
11	Zunheboto	Achievers	Achievers	Achievers	Achievers	Achievers	Achievers	Achievers	Achievers	Achievers



*Annex-I: Performance marks & categories of districts during Oct.'22- June'23*

**24. Odisha**

**a. Month wise trend of marks**

S. No.	Districts	Category as on Oct-22	Marks based upon pre-defined "Key Performance Indicators"									National Rank (Oct'22-June'23)
			Oct-22	Nov-22	Dec-22	Jan-23	Feb-23	Mar-23	Apr-23	May-23	Jun-23	
1	Angul	Achievers	26.064	22.538	22.107	20.340	18.716	17.943	18.877	19.011	19.070	164 / 168
2	Balangir	Performers	17.407	17.653	19.645	20.021	19.753	21.475	21.041	20.783	20.070	172 / 202
3	Balasore	Achievers	27.920	28.046	32.628	35.589	36.520	37.286	35.906	37.322	37.597	117 / 168
4	Bargarh	Achievers	36.932	37.058	38.051	36.801	36.317	37.615	35.775	34.480	33.250	106 / 168
5	Bhadrak	High Achievers	19.723	17.172	18.186	20.110	20.874	24.894	22.984	22.560	22.492	88 / 127
6	Boudh	Achievers	17.455	31.164	35.253	38.114	25.261	31.221	31.514	28.530	26.857	137 / 168
7	Cuttack	Performers	19.319	23.090	28.796	30.398	30.895	33.668	31.568	30.154	30.105	126 / 202
8	Deogarh	Achievers	54.080	54.244	53.008	46.110	41.053	38.213	19.599	18.043	18.572	100 / 168
9	Dhenkanal	Achievers	23.650	25.269	32.768	35.635	36.279	42.036	36.514	33.531	32.057	122 / 168
10	Gajapati	Performers	23.391	25.097	29.572	29.723	32.072	36.039	34.502	34.072	34.591	112 / 202
11	Ganjam	Achievers	22.195	30.128	37.059	35.413	35.212	36.899	34.268	32.947	32.160	124 / 168
12	Jagatsinghpur	Performers	18.781	20.650	20.290	19.277	20.088	20.435	25.610	25.685	26.336	162 / 202
13	Jajpur	Achievers	18.330	18.562	18.797	22.369	22.717	24.879	25.616	25.358	25.293	160 / 168
14	Jharsuguda	Achievers	55.807	54.261	58.715	59.308	61.161	63.639	59.963	57.477	56.315	28 / 168
15	Kalahandi	Performers	32.715	31.981	30.197	30.626	30.864	33.175	32.509	32.254	33.081	108 / 202
16	Kandhamal	Performers	10.973	22.134	34.156	32.457	30.635	32.549	29.802	31.737	34.516	125 / 202
17	Kendrapara	Achievers	42.683	37.809	41.107	45.017	44.705	45.280	49.194	48.179	47.953	75 / 168
18	Kendujhar	High Achievers	40.493	40.532	40.703	40.932	40.957	41.030	42.489	42.543	42.552	49 / 127
19	Khordha	Achievers	22.768	22.487	23.626	24.102	26.978	31.350	33.971	34.341	33.968	145 / 168
20	Koraput	Performers	13.400	18.392	22.745	24.179	24.851	27.054	24.944	24.367	24.466	160 / 202
21	Malkangiri	Performers	23.201	21.857	24.204	23.651	23.597	23.558	22.372	23.301	24.413	157 / 202
22	Mayurbhanj	Performers	19.370	18.154	20.311	20.856	21.707	22.485	21.782	21.786	22.217	167 / 202
23	Nabarangapur	Achievers	31.202	34.151	38.098	39.089	41.336	43.475	43.964	44.070	42.544	93 / 168
24	Nayagarh	Performers	15.959	15.577	17.046	17.918	18.381	19.228	21.557	21.291	20.629	181 / 202
25	Nuapada	High Achievers	40.606	40.661	41.230	41.300	41.354	41.377	43.478	44.239	44.286	48 / 127
26	Puri	Achievers	18.770	22.378	27.248	26.940	27.197	30.270	30.415	28.990	28.150	147 / 168
27	Rayagada	Performers	30.779	38.871	43.047	43.730	44.210	48.627	51.539	49.562	49.756	67 / 202
28	Sambalpur	Performers	13.227	13.631	17.338	22.014	22.688	25.818	25.600	26.221	26.692	164 / 202
29	Subarnapur	Achievers	14.902	17.479	18.380	17.871	16.978	17.979	16.977	16.407	15.761	167 / 168
30	Sundargarh	Performers	44.228	47.748	52.365	50.187	51.252	51.026	48.673	46.569	45.194	55 / 202





*Annex-I: Performance marks & categories of districts during Oct.'22- June'23*

**b. Month wise Category of districts**

S. No.	Districts	Category on the basis of coverage (% HH Tap connections)								
		Oct-22	Nov-22	Dec-22	Jan-23	Feb-23	Mar-23	Apr-23	May-23	Jun-23
1	Angul	Achievers	Achievers	Achievers	Achievers	Achievers	Achievers	Achievers	Achievers	Achievers
2	Balangir	Performers	Performers	Performers	Performers	Performers	Performers	Performers	Performers	Performers
3	Balasore	Achievers	Achievers	Achievers	Achievers	Achievers	Achievers	Achievers	Achievers	Achievers
4	Bargarh	Achievers	Achievers	Achievers	Achievers	Achievers	Achievers	Achievers	Achievers	Achievers
5	Bhadrak	High Achievers	High Achievers	High Achievers	High Achievers	High Achievers	High Achievers	High Achievers	High Achievers	High Achievers
6	Boudh	Achievers	Achievers	Achievers	Achievers	High Achievers	High Achievers	High Achievers	High Achievers	High Achievers
7	Cuttack	Performers	Performers	Performers	Achievers	Achievers	Achievers	Achievers	Achievers	Achievers
8	Deogarh	Achievers	Achievers	Achievers	Achievers	Achievers	Achievers	High Achievers	High Achievers	High Achievers
9	Dhenkanal	Achievers	Achievers	Achievers	Achievers	Achievers	Achievers	Achievers	Achievers	Achievers
10	Gajapati	Performers	Performers	Performers	Performers	Performers	Performers	Performers	Performers	Performers
11	Ganjam	Achievers	Achievers	Achievers	Achievers	Achievers	Achievers	Achievers	Achievers	Achievers
12	Jagatsinghpur	Performers	Performers	Performers	Performers	Performers	Performers	Performers	Performers	Achievers
13	Jajpur	Achievers	Achievers	Achievers	Achievers	Achievers	Achievers	Achievers	Achievers	Achievers
14	Jharsuguda	Achievers	Achievers	Achievers	Achievers	Achievers	Achievers	Achievers	Achievers	Achievers
15	Kalahandi	Performers	Performers	Performers	Performers	Performers	Performers	Achievers	Achievers	Achievers
16	Kandhamal	Performers	Performers	Performers	Performers	Performers	Performers	Performers	Performers	Performers
17	Kendrapara	Achievers	Achievers	Achievers	Achievers	Achievers	Achievers	Achievers	Achievers	Achievers
18	Kendujhar	High Achievers	High Achievers	High Achievers	High Achievers	High Achievers	High Achievers	High Achievers	High Achievers	High Achievers
19	Khordha	Achievers	Achievers	Achievers	Achievers	Achievers	Achievers	Achievers	Achievers	Achievers
20	Koraput	Performers	Performers	Performers	Performers	Performers	Performers	Performers	Performers	Achievers
21	Malkangiri	Performers	Performers	Performers	Performers	Performers	Performers	Performers	Performers	Performers
22	Mayurbhanj	Performers	Performers	Performers	Performers	Performers	Performers	Performers	Performers	Performers
23	Nabarangapur	Achievers	Achievers	Achievers	Achievers	Achievers	Achievers	Achievers	Achievers	Achievers
24	Nayagarh	Performers	Performers	Performers	Performers	Performers	Performers	Performers	Performers	Performers
25	Nuapada	High Achievers	High Achievers	High Achievers	High Achievers	High Achievers	High Achievers	High Achievers	High Achievers	High Achievers
26	Puri	Achievers	Achievers	Achievers	Achievers	Achievers	Achievers	Achievers	Achievers	Achievers
27	Rayagada	Performers	Performers	Performers	Performers	Performers	Performers	Performers	Achievers	Achievers
28	Sambalpur	Performers	Performers	Performers	Performers	Performers	Performers	Performers	Performers	Performers
29	Subarnapur	Achievers	Achievers	Achievers	Achievers	Achievers	Achievers	Achievers	Achievers	Achievers
30	Sundargarh	Performers	Performers	Performers	Achievers	Achievers	Achievers	Achievers	Achievers	Achievers

## Annex-I: Performance marks &amp; categories of districts during Oct.'22- June'23

## 25. Puducherry

## a. Month wise trend of marks

S. No.	Districts	Category as on Oct-22	Marks based upon pre-defined "Key Performance Indicators"									National Rank (Oct'22-June'23)
			Oct-22	Nov-22	Dec-22	Jan-23	Feb-23	Mar-23	Apr-23	May-23	Jun-23	
1	Karaikal	Front runners	59.655	59.655	59.655	59.655	59.655	59.655	66.724	66.724	66.724	58 / 114
2	Pondicherry	Front runners	58.617	58.617	58.617	58.670	58.670	58.670	68.245	68.245	68.245	59 / 114

## b. Month wise Category of districts

S. No.	Districts	Category based on coverage (% HH Tap connections)								
		Oct-22	Nov-22	Dec-22	Jan-23	Feb-23	Mar-23	Apr-23	May-23	Jun-23
1	Karaikal	Front runners	Front runners	Front runners	Front runners	Front runners	Front runners	Front runners	Front runners	Front runners
2	Pondicherry	Front runners	Front runners	Front runners	Front runners	Front runners	Front runners	Front runners	Front runners	Front runners



Annex-I: Performance marks & categories of districts during Oct.'22- June'23

26. Punjab

a. Month wise trend of marks

S. No.	Districts	Category as on Oct-22	Marks based upon pre-defined "Key Performance Indicators"									National Rank (Oct'22-June'23)
			Oct-22	Nov-22	Dec-22	Jan-23	Feb-23	Mar-23	Apr-23	May-23	Jun-23	
1	Amritsar	High Achievers	19.225	19.929	61.005	60.673	62.598	65.465	69.411	69.153	69.066	25 / 127
2	Barnala	Front runners	54.830	55.551	56.102	62.223	62.309	62.567	70.431	70.431	70.603	53 / 114
3	Bathinda	Front runners	54.816	57.965	59.779	61.131	62.317	65.315	69.519	72.019	74.593	39 / 114
4	Faridkot	Front runners	51.084	51.084	51.265	62.244	63.587	63.650	63.813	63.813	66.313	65 / 114
5	Fatehgarh Sahib	Front runners	59.655	59.896	60.828	67.242	67.976	68.349	89.883	86.771	81.422	15 / 114
6	Fazilka	High Achievers	18.679	19.509	19.459	21.104	63.808	64.998	68.877	68.775	71.870	43 / 127
7	Ferozepur	High Achievers	12.276	12.653	12.677	18.286	58.663	61.659	62.777	63.981	64.476	53 / 127
8	Gurdaspur	Front runners	54.335	54.509	57.146	62.105	61.948	62.953	63.979	63.996	64.041	62 / 114
9	Hoshiarpur	Front runners	56.363	56.614	56.628	57.819	59.703	60.046	66.822	66.822	67.362	61 / 114
10	Jalandhar	Front runners	53.670	54.033	58.698	63.922	64.004	64.055	66.400	66.418	72.872	55 / 114
11	Kapurthala	Front runners	52.045	52.892	62.237	70.664	70.975	71.119	68.350	67.819	80.606	29 / 114
12	Ludhiana	Front runners	59.237	59.837	59.831	64.982	65.394	66.179	72.923	71.959	72.788	33 / 114
13	Malerkotla	Front runners	53.051	55.169	60.565	79.718	80.452	80.452	70.621	70.621	78.870	17 / 114
14	Mansa	Front runners	56.652	59.957	57.854	68.734	69.034	70.365	69.914	69.914	77.854	28 / 114
15	Moga	Front runners	56.262	56.742	57.509	58.179	58.881	65.639	70.064	70.495	74.728	47 / 114
16	Muktsar	Front runners	53.565	55.999	60.521	66.282	69.304	69.543	68.174	68.174	68.174	37 / 114
17	Pathankot	Front runners	56.218	56.820	56.619	61.846	62.706	65.358	69.456	69.499	70.287	46 / 114
18	Patiala	Front runners	51.888	53.916	54.748	66.891	67.539	68.018	69.538	68.252	68.523	44 / 114
19	Rupnagar	Front runners	56.705	57.016	58.638	62.031	64.230	64.875	69.474	69.448	72.734	42 / 114
20	Sangrur	Front runners	53.334	53.912	55.540	64.490	64.726	65.146	70.393	70.315	75.748	43 / 114
21	Sas Nagar	Front runners	59.678	61.652	74.006	74.021	74.021	74.021	70.000	70.044	70.029	18 / 114
22	Sbs Nagar	Front runners	56.948	57.067	58.312	64.665	64.686	67.002	70.000	70.000	70.087	38 / 114
23	Tarn Taran	Front runners	60.459	62.151	69.791	70.041	70.532	70.637	70.125	70.125	76.430	22 / 114

## Annex-I: Performance marks &amp; categories of districts during Oct.'22- June'23

## b. Month wise Category of districts

S. No.	Districts	Category based on coverage (% HH Tap connections)								
		Oct-22	Nov-22	Dec-22	Jan-23	Feb-23	Mar-23	Apr-23	May-23	Jun-23
1	Amritsar	High Achievers	High Achievers	High Achievers	Front runners	Front runners	Front runners	Front runners	Front runners	Front runners
2	Barnala	Front runners	Front runners	Front runners	Front runners	Front runners	Front runners	Front runners	Front runners	Front runners
3	Bathinda	Front runners	Front runners	Front runners	Front runners	Front runners	Front runners	Front runners	Front runners	Front runners
4	Faridkot	Front runners	Front runners	Front runners	Front runners	Front runners	Front runners	Front runners	Front runners	Front runners
5	Fatehgarh Sahib	Front runners	Front runners	Front runners	Front runners	Front runners	Front runners	Front runners	Front runners	Front runners
6	Fazilka	High Achievers	High Achievers	High Achievers	High Achievers	High Achievers	Front runners	Front runners	Front runners	Front runners
7	Ferozepur	High Achievers	High Achievers	High Achievers	High Achievers	High Achievers	Front runners	Front runners	Front runners	Front runners
8	Gurdaspur	Front runners	Front runners	Front runners	Front runners	Front runners	Front runners	Front runners	Front runners	Front runners
9	Hoshiarpur	Front runners	Front runners	Front runners	Front runners	Front runners	Front runners	Front runners	Front runners	Front runners
10	Jalandhar	Front runners	Front runners	Front runners	Front runners	Front runners	Front runners	Front runners	Front runners	Front runners
11	Kapurthala	Front runners	Front runners	Front runners	Front runners	Front runners	Front runners	Front runners	Front runners	Front runners
12	Ludhiana	Front runners	Front runners	Front runners	Front runners	Front runners	Front runners	Front runners	Front runners	Front runners
13	Malerkotla	Front runners	Front runners	Front runners	Front runners	Front runners	Front runners	Front runners	Front runners	Front runners
14	Mansa	Front runners	Front runners	Front runners	Front runners	Front runners	Front runners	Front runners	Front runners	Front runners
15	Moga	Front runners	Front runners	Front runners	Front runners	Front runners	Front runners	Front runners	Front runners	Front runners
16	Muktsar	Front runners	Front runners	Front runners	Front runners	Front runners	Front runners	Front runners	Front runners	Front runners
17	Pathankot	Front runners	Front runners	Front runners	Front runners	Front runners	Front runners	Front runners	Front runners	Front runners
18	Patiala	Front runners	Front runners	Front runners	Front runners	Front runners	Front runners	Front runners	Front runners	Front runners
19	Rupnagar	Front runners	Front runners	Front runners	Front runners	Front runners	Front runners	Front runners	Front runners	Front runners
20	Sangrur	Front runners	Front runners	Front runners	Front runners	Front runners	Front runners	Front runners	Front runners	Front runners
21	Sas Nagar	Front runners	Front runners	Front runners	Front runners	Front runners	Front runners	Front runners	Front runners	Front runners
22	Sbs Nagar	Front runners	Front runners	Front runners	Front runners	Front runners	Front runners	Front runners	Front runners	Front runners
23	Tarn Taran	Front runners	Front runners	Front runners	Front runners	Front runners	Front runners	Front runners	Front runners	Front runners

Annex-I: Performance marks & categories of districts during Oct.'22- June'23

27. Rajasthan

a. Month wise trend of marks

S. No.	Districts	Category as on Oct-22	Marks based upon pre-defined "Key Performance Indicators"									National Rank (Oct'22-June'23)
			Oct-22	Nov-22	Dec-22	Jan-23	Feb-23	Mar-23	Apr-23	May-23	Jun-23	
1	Ajmer	Performers	27.970	27.090	27.991	28.987	28.551	29.724	30.199	30.794	31.124	121 / 202
2	Alwar	Aspirants	17.647	15.326	17.411	16.874	19.966	28.852	31.543	31.265	32.513	100 / 121
3	Banswara	Aspirants	13.332	13.169	13.005	14.024	14.099	15.102	15.638	16.916	21.297	113 / 121
4	Baran	Aspirants	19.919	18.703	18.780	20.131	21.413	25.949	26.325	26.967	26.739	101 / 121
5	Barmer	Aspirants	14.126	15.719	15.408	16.452	18.051	21.460	21.895	23.361	23.979	109 / 121
6	Bharatpur	Aspirants	14.439	15.533	17.608	19.378	21.100	24.261	24.801	25.017	25.308	104 / 121
7	Bhilwara	Performers	36.451	34.912	39.062	41.430	42.419	49.569	53.450	53.984	53.481	64 / 202
8	Bikaner	Performers	21.033	22.492	24.042	27.398	29.604	41.043	39.989	39.944	39.117	111 / 202
9	Bundi	Performers	23.632	23.090	22.808	23.478	22.604	26.416	25.096	24.691	28.174	148 / 202
10	Chittaurgarh	Aspirants	12.662	13.026	13.911	14.517	14.499	15.067	14.949	14.614	15.066	114 / 121
11	Churu	Performers	18.594	22.580	24.375	25.566	30.503	41.532	43.135	46.379	48.048	104 / 202
12	Dausa	Aspirants	22.206	21.173	22.084	25.207	29.137	34.007	33.685	33.034	42.731	87 / 121
13	Dhaulpur	Aspirants	20.181	23.917	25.303	21.455	24.503	33.108	34.170	33.399	32.616	89 / 121
14	Dungarpur	Aspirants	11.495	11.901	12.900	15.214	17.178	21.086	20.314	20.063	20.139	110 / 121
15	Ganganagar	Performers	33.023	27.193	25.421	27.743	30.164	40.744	38.550	38.900	41.487	103 / 202
16	Hanumangarh	Performers	38.666	33.680	35.998	34.141	33.236	42.808	44.839	42.523	45.912	84 / 202
17	Jaipur	Performers	25.916	27.700	28.264	30.200	34.636	43.771	42.995	42.422	44.587	100 / 202
18	Jaisalmer	Aspirants	17.450	16.287	15.394	15.281	17.262	23.204	23.939	28.407	30.077	105 / 121
19	Jalor	Performers	17.468	20.373	21.986	22.060	22.135	25.276	25.309	26.474	29.133	156 / 202
20	Jhalawar	Performers	35.195	36.539	40.905	46.155	50.690	58.496	56.686	54.559	54.034	56 / 202
21	Jhunjhunun	Performers	20.348	22.713	24.781	26.848	28.307	32.805	33.615	35.104	34.840	124 / 202
22	Jodhpur	Performers	21.346	21.474	21.504	23.827	25.289	30.353	32.315	34.429	39.768	130 / 202
23	Karauli	Aspirants	19.842	19.300	26.221	33.607	33.292	35.551	37.116	36.576	36.588	84 / 121
24	Kota	Aspirants	24.186	24.729	27.232	26.448	31.153	39.548	38.393	37.646	38.051	81 / 121
25	Nagaur	Achievers	22.097	21.622	22.007	25.081	26.422	32.897	35.608	36.654	38.908	140 / 168
26	Pali	Performers	27.884	27.764	28.187	31.612	35.206	40.815	41.541	41.501	41.633	101 / 202
27	Pratapgarh	Aspirants	13.923	13.311	13.836	14.610	20.926	23.288	23.742	23.358	24.217	107 / 121
28	Rajsamand	Achievers	22.512	21.205	21.804	22.140	22.950	25.974	24.696	24.278	24.904	156 / 168
29	Sawai Madhopur	Performers	22.224	22.333	25.161	26.521	24.337	25.948	24.691	24.848	27.374	147 / 202
30	Sikar	Performers	17.006	20.470	22.503	23.718	25.591	30.116	29.530	28.813	30.944	142 / 202
31	Sirohi	Performers	17.066	16.083	22.954	26.374	25.058	29.003	28.170	30.634	33.853	141 / 202
32	Tonk	Aspirants	26.255	24.839	26.013	27.599	27.742	32.487	32.870	36.846	38.711	85 / 121
33	Udaipur	Aspirants	21.501	23.868	24.098	24.368	24.806	26.716	26.459	25.944	25.932	95 / 121

## Annex-I: Performance marks &amp; categories of districts during Oct.'22- June'23

## b. Month wise Category of districts

S. No.	Districts	Category based on coverage (% HH Tap connections)								
		Oct-22	Nov-22	Dec-22	Jan-23	Feb-23	Mar-23	Apr-23	May-23	Jun-23
1	Ajmer	Performers	Performers	Performers	Performers	Performers	Performers	Performers	Performers	Performers
2	Alwar	Aspirants	Aspirants	Aspirants	Aspirants	Aspirants	Aspirants	Performers	Performers	Performers
3	Banswara	Aspirants	Aspirants	Aspirants	Aspirants	Aspirants	Aspirants	Aspirants	Aspirants	Aspirants
4	Baran	Aspirants	Aspirants	Aspirants	Aspirants	Aspirants	Aspirants	Performers	Performers	Performers
5	Barmer	Aspirants	Aspirants	Aspirants	Aspirants	Aspirants	Aspirants	Aspirants	Aspirants	Aspirants
6	Bharatpur	Aspirants	Aspirants	Aspirants	Aspirants	Aspirants	Aspirants	Aspirants	Aspirants	Aspirants
7	Bhilwara	Performers	Performers	Performers	Performers	Performers	Performers	Achievers	Achievers	Achievers
8	Bikaner	Performers	Performers	Performers	Performers	Performers	Performers	Performers	Performers	Performers
9	Bundi	Performers	Performers	Performers	Performers	Performers	Performers	Performers	Performers	Performers
10	Chittaurgarh	Aspirants	Aspirants	Aspirants	Aspirants	Aspirants	Aspirants	Aspirants	Aspirants	Performers
11	Churu	Performers	Performers	Performers	Performers	Performers	Performers	Performers	Achievers	Achievers
12	Dausa	Aspirants	Aspirants	Aspirants	Aspirants	Aspirants	Aspirants	Performers	Performers	Performers
13	Dhaulpur	Aspirants	Aspirants	Aspirants	Aspirants	Aspirants	Aspirants	Aspirants	Aspirants	Performers
14	Dungarpur	Aspirants	Aspirants	Aspirants	Aspirants	Aspirants	Aspirants	Aspirants	Aspirants	Aspirants
15	Ganganagar	Performers	Performers	Achievers	Achievers	Achievers	Achievers	Achievers	Achievers	Achievers
16	Hanumangarh	Performers	Performers	Achievers	Achievers	Achievers	Achievers	Achievers	Achievers	Achievers
17	Jaipur	Performers	Performers	Performers	Performers	Performers	Performers	Performers	Performers	Achievers
18	Jaisalmer	Aspirants	Aspirants	Aspirants	Aspirants	Aspirants	Aspirants	Aspirants	Aspirants	Aspirants
19	Jalor	Performers	Performers	Performers	Performers	Performers	Performers	Performers	Performers	Performers
20	Jhalawar	Performers	Performers	Performers	Performers	Performers	Performers	Achievers	Achievers	Achievers
21	Jhunjhunun	Performers	Performers	Performers	Performers	Performers	Performers	Performers	Performers	Performers
22	Jodhpur	Performers	Performers	Performers	Performers	Performers	Performers	Performers	Performers	Performers
23	Karauli	Aspirants	Aspirants	Aspirants	Performers	Performers	Performers	Performers	Performers	Performers
24	Kota	Aspirants	Aspirants	Aspirants	Aspirants	Aspirants	Performers	Performers	Performers	Performers
25	Nagaur	Achievers	Achievers	Achievers	Achievers	Achievers	Achievers	Achievers	Achievers	Achievers
26	Pali	Performers	Performers	Performers	Performers	Performers	Performers	Achievers	Achievers	Achievers
27	Pratapgarh	Aspirants	Aspirants	Aspirants	Aspirants	Aspirants	Aspirants	Aspirants	Aspirants	Aspirants
28	Rajsamand	Achievers	Achievers	Achievers	Achievers	Achievers	Achievers	Achievers	Achievers	Achievers
29	Sawai Madhopur	Performers	Performers	Performers	Performers	Performers	Performers	Performers	Performers	Performers
30	Sikar	Performers	Performers	Performers	Performers	Performers	Performers	Performers	Performers	Performers
31	Sirohi	Performers	Performers	Performers	Performers	Performers	Performers	Performers	Performers	Performers
32	Tonk	Aspirants	Performers	Performers	Performers	Performers	Performers	Performers	Performers	Performers
33	Udaipur	Aspirants	Aspirants	Aspirants	Aspirants	Aspirants	Aspirants	Aspirants	Aspirants	Aspirants



Annex-I: Performance marks & categories of districts during Oct.'22- June'23

28. Sikkim

a. Month wise trend of marks

S. No.	Districts	Category as on Oct-22	Marks based upon pre-defined "Key Performance Indicators"									National Rank (Oct'22-June'23)
			Oct-22	Nov-22	Dec-22	Jan-23	Feb-23	Mar-23	Apr-23	May-23	Jun-23	
1	Gangtok	Achievers	70.000	70.000	70.000	70.088	50.263	53.597	63.334	64.913	64.913	21 / 168
2	Gyalshing	Achievers	25.146	65.695	45.695	50.278	50.486	53.056	61.805	58.055	61.944	48 / 168
3	Mangan	High Achievers	12.983	12.983	13.334	14.046	22.406	58.684	66.316	67.895	66.667	62 / 127
4	Namchi	Achievers	24.878	59.958	49.389	62.067	70.245	53.532	54.406	53.931	56.555	42 / 168
5	Pakyong	Achievers	70.173	70.173	70.173	71.121	64.815	74.999	68.572	68.965	66.724	10 / 168
6	Soreng	High Achievers	7.647	14.187	25.263	35.758	31.649	32.803	37.325	36.970	42.457	76 / 127

b. Month wise Category of districts

S. No.	Districts	Category based on coverage (% HH Tap connections)								
		Oct-22	Nov-22	Dec-22	Jan-23	Feb-23	Mar-23	Apr-23	May-23	Jun-23
1	Gangtok	Achievers	Achievers	Achievers	Achievers	High Achievers	High Achievers	High Achievers	High Achievers	High Achievers
2	Gyalshing	Achievers	Achievers	High Achievers	High Achievers	High Achievers	High Achievers	High Achievers	High Achievers	High Achievers
3	Mangan	High Achievers	High Achievers	High Achievers	High Achievers	High Achievers	High Achievers	High Achievers	High Achievers	High Achievers
4	Namchi	Achievers	Achievers	Achievers	Achievers	Achievers	High Achievers	High Achievers	High Achievers	High Achievers
5	Pakyong	Achievers	Achievers	Achievers	Achievers	Achievers	Achievers	High Achievers	High Achievers	High Achievers
6	Soreng	High Achievers	High Achievers	High Achievers	High Achievers	High Achievers	High Achievers	High Achievers	High Achievers	High Achievers

## Annex-I: Performance marks &amp; categories of districts during Oct.'22- June'23

## 29. Tamil Nadu

## a. Month wise trend of marks

S. No.	Districts	Category as on Oct-22	Marks based upon pre-defined "Key Performance Indicators"									National Rank (Oct'22-June'23)
			Oct-22	Nov-22	Dec-22	Jan-23	Feb-23	Mar-23	Apr-23	May-23	Jun-23	
1	Ariyalur	Achievers	22.255	28.068	34.464	40.608	52.298	65.610	72.071	72.380	75.086	55 / 168
2	Chengalpattu	Achievers	49.815	58.490	39.099	42.694	46.887	49.765	53.025	67.297	75.738	45 / 168
3	Coimbatore	High Achievers	53.378	60.615	55.201	51.886	63.620	66.601	66.096	70.833	72.209	9 / 127
4	Cuddalore	Performers	49.078	60.503	56.456	54.625	57.728	61.268	60.655	72.153	88.449	18 / 202
5	Dharmapuri	Aspirants	21.762	31.782	37.061	42.150	45.688	50.761	49.931	50.769	61.790	45 / 121
6	Dindigul	Achievers	33.529	47.880	53.293	49.736	54.094	56.090	54.525	57.621	58.875	53 / 168
7	Erode	Achievers	21.673	53.164	63.813	60.008	79.990	77.959	82.102	80.127	78.034	16 / 168
8	Kallakurichi	Performers	73.652	63.689	56.928	54.040	54.242	53.481	55.261	57.359	60.478	27 / 202
9	Kanchipuram	Front runners	20.143	91.134	91.901	92.430	92.448	92.628	80.183	80.456	89.635	2 / 114
10	Kanniyakumari	High Achievers	35.114	40.956	44.914	49.711	70.106	70.106	79.263	77.526	79.157	12 / 127
11	Karur	Achievers	69.912	62.439	58.052	63.605	70.339	75.587	69.969	75.219	70.125	13 / 168
12	Krishnagiri	Performers	38.663	44.277	47.928	59.149	63.563	63.790	54.102	54.514	63.492	38 / 202
13	Madurai	Achievers	48.743	53.515	68.632	66.575	73.506	72.394	67.549	65.597	70.498	17 / 168
14	Mayiladuthurai	Achievers	71.535	73.068	49.512	47.373	72.282	72.323	74.481	73.423	66.721	15 / 168
15	Nagapattinam	Aspirants	20.887	26.585	28.965	36.014	37.387	37.970	44.284	43.342	43.764	71 / 121
16	Namakkal	Achievers	63.518	68.000	59.350	59.370	70.821	72.951	73.230	83.168	81.025	8 / 168
17	Nilgiris	Performers	23.675	31.301	42.044	44.888	57.278	66.168	72.108	82.036	92.572	33 / 202
18	Perambalur	Performers	40.085	38.132	50.043	53.745	55.514	60.986	57.578	58.463	66.344	39 / 202
19	Pudukkottai	Performers	22.318	33.457	39.438	41.629	46.765	48.374	44.626	45.888	53.591	71 / 202
20	Ramanathapuram	Aspirants	26.551	29.510	32.991	34.802	36.487	36.967	38.594	39.902	40.612	72 / 121
21	Ranipet	High Achievers	59.478	70.261	74.270	76.266	76.370	81.405	71.179	70.398	80.243	1 / 127
22	Salem	Achievers	37.254	95.208	91.793	95.221	95.468	95.468	83.195	90.146	94.216	1 / 168
23	Sivaganga	Performers	23.558	34.001	37.541	40.831	42.123	44.573	47.137	48.658	51.993	74 / 202
24	Tenkasi	Achievers	24.526	31.121	31.432	33.089	35.665	36.229	48.965	45.366	47.610	105 / 168
25	Thanjavur	Achievers	21.001	38.029	49.345	42.156	58.158	60.070	59.533	67.764	81.001	46 / 168
26	Theni	Achievers	26.157	29.973	44.459	56.429	70.046	65.495	64.389	67.115	77.154	34 / 168
27	Thoothukudi	Achievers	22.155	25.045	37.628	40.826	43.729	46.797	41.600	43.341	46.079	96 / 168
28	Tiruchirappalli	High Achievers	14.212	28.137	30.849	31.950	48.415	58.311	55.175	54.321	62.004	47 / 127
29	Tirunelveli	Achievers	29.829	35.360	38.933	41.489	54.283	60.392	57.624	57.769	60.843	62 / 168
30	Tirupathur	Achievers	26.418	31.843	42.553	46.681	50.484	59.332	71.233	65.113	68.696	56 / 168
31	Tiruppur	Achievers	20.648	27.629	42.535	44.808	47.924	49.957	62.055	65.724	55.920	68 / 168
32	Tiruvallur	High Achievers	50.019	60.380	76.616	77.776	78.384	78.441	66.102	67.253	69.905	2 / 127
33	Tiruvannamalai	Achievers	68.462	79.534	84.802	83.268	86.476	89.105	83.907	84.552	74.232	2 / 168
34	Tiruvarur	Achievers	21.041	36.497	39.312	39.312	41.203	47.604	50.323	50.804	54.156	82 / 168
35	Vellore	High Achievers	52.794	57.409	57.952	66.356	66.518	66.640	65.263	67.288	79.514	7 / 127
36	Villupuram	Performers	52.427	53.999	64.386	62.974	65.217	66.161	63.363	67.831	70.755	17 / 202
37	Virudhunagar	Performers	25.060	29.139	41.956	48.330	53.217	56.252	52.678	51.830	51.088	63 / 202





*Annex-I: Performance marks & categories of districts during Oct.'22- June'23*

**b. Month wise Category of districts**

S. No.	Districts	Category based on coverage (% HH Tap connections)								
		Oct-22	Nov-22	Dec-22	Jan-23	Feb-23	Mar-23	Apr-23	May-23	Jun-23
1	Ariyalur	Achievers	Achievers	Achievers	Achievers	Achievers	Achievers	Achievers	Achievers	Achievers
2	Chengalpattu	Achievers	Achievers	High Achievers	High Achievers	High Achievers	High Achievers	High Achievers	High Achievers	High Achievers
3	Coimbatore	High Achievers	High Achievers	High Achievers	High Achievers	High Achievers	High Achievers	High Achievers	High Achievers	High Achievers
4	Cuddalore	Performers	Performers	Achievers	Achievers	Achievers	Achievers	Achievers	Achievers	Achievers
5	Dharmapuri	Aspirants	Aspirants	Aspirants	Aspirants	Aspirants	Aspirants	Performers	Performers	Performers
6	Dindigul	Achievers	Achievers	Achievers	Achievers	Achievers	Achievers	Achievers	Achievers	Achievers
7	Erode	Achievers	Achievers	Achievers	Achievers	Achievers	Achievers	Achievers	Achievers	Achievers
8	Kallakurichi	Performers	Performers	Performers	Performers	Performers	Performers	Performers	Performers	Performers
9	Kanchipuram	Front runners	Front runners	Front runners	Front runners	Front runners	Front runners	Front runners	Front runners	Front runners
10	Kanniyakumari	High Achievers	High Achievers	High Achievers	High Achievers	High Achievers	High Achievers	High Achievers	High Achievers	High Achievers
11	Karur	Achievers	Achievers	Achievers	Achievers	Achievers	Achievers	Achievers	Achievers	High Achievers
12	Krishnagiri	Performers	Performers	Performers	Performers	Performers	Performers	Performers	Performers	Performers
13	Madurai	Achievers	Achievers	Achievers	Achievers	Achievers	Achievers	Achievers	Achievers	Achievers
14	Mayiladuthurai	Achievers	Achievers	Achievers	Achievers	Achievers	Achievers	Achievers	Achievers	High Achievers
15	Nagapattinam	Aspirants	Aspirants	Aspirants	Aspirants	Aspirants	Aspirants	Aspirants	Aspirants	Aspirants
16	Namakkal	Achievers	High Achievers	High Achievers	High Achievers	High Achievers	High Achievers	High Achievers	High Achievers	High Achievers
17	Nilgiris	Performers	Performers	Performers	Performers	Performers	Achievers	Achievers	Achievers	Achievers
18	Perambalur	Performers	Performers	Performers	Performers	Performers	Performers	Performers	Performers	Achievers
19	Pudukkottai	Performers	Performers	Performers	Performers	Performers	Performers	Performers	Performers	Performers
20	Ramanathapuram	Aspirants	Aspirants	Aspirants	Aspirants	Aspirants	Aspirants	Aspirants	Aspirants	Aspirants
21	Ranipet	High Achievers	High Achievers	Front runners	Front runners	Front runners	Front runners	Front runners	Front runners	Front runners
22	Salem	Achievers	Achievers	Achievers	Achievers	Achievers	Achievers	Achievers	Achievers	Achievers
23	Sivaganga	Performers	Performers	Performers	Performers	Performers	Performers	Performers	Performers	Performers
24	Tenkasi	Achievers	Achievers	Achievers	Achievers	Achievers	Achievers	Achievers	Achievers	Achievers
25	Thanjavur	Achievers	Achievers	Achievers	High Achievers	High Achievers	High Achievers	High Achievers	High Achievers	High Achievers
26	Theni	Achievers	Achievers	Achievers	Achievers	Achievers	High Achievers	High Achievers	High Achievers	High Achievers
27	Thoothukudi	Achievers	Achievers	Achievers	Achievers	Achievers	Achievers	Achievers	Achievers	Achievers
28	Tiruchirappalli	High Achievers	High Achievers	High Achievers	High Achievers	High Achievers	High Achievers	High Achievers	High Achievers	High Achievers
29	Tirunelveli	Achievers	Achievers	Achievers	Achievers	Achievers	Achievers	Achievers	Achievers	Achievers
30	Tirupathur	Achievers	Achievers	Achievers	Achievers	Achievers	Achievers	Achievers	Achievers	Achievers
31	Tiruppur	Achievers	Achievers	Achievers	Achievers	Achievers	Achievers	Achievers	Achievers	High Achievers
32	Tiruvallur	High Achievers	High Achievers	High Achievers	High Achievers	High Achievers	High Achievers	High Achievers	High Achievers	High Achievers
33	Tiruvannamalai	Achievers	Achievers	Achievers	Achievers	Achievers	Achievers	Achievers	Achievers	High Achievers
34	Tiruvarur	Achievers	Achievers	Achievers	Achievers	Achievers	Achievers	Achievers	Achievers	Achievers
35	Vellore	High Achievers	High Achievers	High Achievers	High Achievers	High Achievers	High Achievers	High Achievers	High Achievers	High Achievers
36	Villupuram	Performers	Performers	Performers	Performers	Performers	Performers	Achievers	Achievers	Achievers
37	Virudhunagar	Performers	Performers	Performers	Performers	Performers	Performers	Performers	Performers	Performers

## Annex-I: Performance marks &amp; categories of districts during Oct.'22- June'23

## 30. Telangana

## a. Month wise trend of marks

S. No.	Districts	Category as on Oct-22	Marks based upon pre-defined "Key Performance Indicators"									National Rank (Oct'22-June'23)
			Oct-22	Nov-22	Dec-22	Jan-23	Feb-23	Mar-23	Apr-23	May-23	Jun-23	
1	Adilabad	Front runners	3.082	5.089	4.612	4.889	5.078	5.776	7.539	8.271	8.404	86 / 114
2	Bhadrachari Kothagudem	Front runners	7.095	8.324	8.017	8.241	8.450	8.799	7.989	8.324	8.548	82 / 114
3	Jagitial	Front runners	0.388	1.104	2.119	2.299	2.493	3.672	1.821	1.552	2.537	97 / 114
4	Jangoan	Front runners	0.000	2.046	2.677	2.854	3.232	3.561	2.273	3.333	2.475	94 / 114
5	Jayashankar Bhupalpalli	Front runners	0.000	2.202	2.294	2.340	2.569	2.959	1.376	1.858	1.514	100 / 114
6	Jogulamba Gadwal	Front runners	0.000	1.651	1.627	1.675	2.081	2.297	0.431	0.287	0.813	105 / 114
7	Kamareddy	Front runners	0.144	0.396	0.312	0.324	0.324	0.348	0.144	0.180	0.168	111 / 114
8	Karimnagar	Front runners	0.581	2.436	3.309	3.600	3.818	4.200	1.563	1.727	1.563	93 / 114
9	Khammam	Front runners	3.860	4.452	4.233	4.277	4.277	4.277	3.794	4.320	4.562	89 / 114
10	Komaram Bheem Asifabad	Front runners	0.257	1.385	0.975	0.975	1.090	1.334	1.616	1.500	1.308	106 / 114
11	Mahabubabad	Front runners	0.000	0.208	0.138	0.138	0.519	0.709	3.114	2.232	1.765	108 / 114
12	Mahabubnagar	Front runners	5.584	7.713	7.792	7.855	7.855	7.934	9.086	9.133	8.549	83 / 114
13	Mancherla	Front runners	4.494	6.637	6.369	6.607	7.024	7.783	6.488	7.158	6.726	84 / 114
14	Medak	Front runners	0.053	0.053	0.053	0.053	0.053	0.053	0.053	0.053	0.053	114 / 114
15	Medchal Malkajgiri	Front runners	0.192	6.346	6.346	6.442	6.442	6.442	5.192	2.885	1.923	88 / 114
16	Mulugu	Front runners	0.451	5.615	5.164	5.697	5.963	6.742	6.107	5.246	4.631	87 / 114
17	Nagarkurnool	Front runners	0.000	2.700	1.943	1.943	1.943	2.829	5.400	6.172	5.257	92 / 114
18	Nalgonda	Front runners	0.082	1.040	1.424	1.604	1.719	2.030	1.850	1.506	1.899	104 / 114
19	Narayanpet	Front runners	0.000	3.063	2.125	2.125	2.125	2.125	0.875	0.688	0.875	103 / 114
20	Nirmal	Front runners	1.253	4.373	3.226	3.613	4.013	5.106	4.613	3.773	3.493	90 / 114
21	Nizamabad	Front runners	0.498	1.244	1.659	1.801	1.801	1.801	0.498	0.498	0.498	107 / 114
22	Peddapalli	Front runners	3.141	3.783	3.938	4.049	4.049	4.093	3.053	3.119	3.097	91 / 114
23	Rajanna Siricilla	Front runners	0.000	0.222	0.197	0.197	0.320	0.542	2.512	2.143	1.527	109 / 114
24	Rangareddy	Front runners	0.705	1.989	2.205	2.351	2.396	2.453	1.747	1.781	1.701	98 / 114
25	Sangareddy	Front runners	0.075	0.140	0.094	0.094	0.196	0.393	1.009	1.150	1.066	110 / 114
26	Siddipet	Front runners	0.049	0.123	0.098	0.123	0.185	0.222	0.197	0.123	0.098	113 / 114
27	Suryapet	Front runners	0.069	1.086	2.828	2.879	3.138	3.535	1.138	1.759	2.138	96 / 114
28	Vikarabad	Front runners	0.125	1.635	1.292	1.780	2.019	2.560	2.412	2.568	2.329	101 / 114
29	Wanaparthy	Front runners	0.000	3.916	2.611	2.611	2.611	2.759	0.148	0.739	0.640	102 / 114
30	Warangal Rural	Front runners	0.000	2.173	2.898	3.710	3.852	4.293	1.590	1.431	1.272	95 / 114
31	Warangal Urban	Front runners	0.000	6.429	8.095	8.095	8.095	10.238	4.857	4.000	3.714	85 / 114
32	Yadadri Bhongiri	Front runners	0.859	0.942	1.801	1.926	2.203	2.299	2.023	2.646	2.604	99 / 114



*Annex-I: Performance marks & categories of districts during Oct.'22- June'23*

**b. Month wise Category of districts**

S. No.	Districts	Category based on coverage (% HH Tap connections)								
		Oct-22	Nov-22	Dec-22	Jan-23	Feb-23	Mar-23	Apr-23	May-23	Jun-23
1	Adilabad	Front runners	Front runners	Front runners	Front runners	Front runners	Front runners	Front runners	Front runners	Front runners
2	Bhadradi Kothagudem	Front runners	Front runners	Front runners	Front runners	Front runners	Front runners	Front runners	Front runners	Front runners
3	Jagitial	Front runners	Front runners	Front runners	Front runners	Front runners	Front runners	Front runners	Front runners	Front runners
4	Jangoan	Front runners	Front runners	Front runners	Front runners	Front runners	Front runners	Front runners	Front runners	Front runners
5	Jayashankar Bhupalpalli	Front runners	Front runners	Front runners	Front runners	Front runners	Front runners	Front runners	Front runners	Front runners
6	Jogulamba Gadwal	Front runners	Front runners	Front runners	Front runners	Front runners	Front runners	Front runners	Front runners	Front runners
7	Kamareddy	Front runners	Front runners	Front runners	Front runners	Front runners	Front runners	Front runners	Front runners	Front runners
8	Karimnagar	Front runners	Front runners	Front runners	Front runners	Front runners	Front runners	Front runners	Front runners	Front runners
9	Khammam	Front runners	Front runners	Front runners	Front runners	Front runners	Front runners	Front runners	Front runners	Front runners
10	Komaram Bheem Asifabad	Front runners	Front runners	Front runners	Front runners	Front runners	Front runners	Front runners	Front runners	Front runners
11	Mahabubabad	Front runners	Front runners	Front runners	Front runners	Front runners	Front runners	Front runners	Front runners	Front runners
12	Mahabubnagar	Front runners	Front runners	Front runners	Front runners	Front runners	Front runners	Front runners	Front runners	Front runners
13	Mancherial	Front runners	Front runners	Front runners	Front runners	Front runners	Front runners	Front runners	Front runners	Front runners
14	Medak	Front runners	Front runners	Front runners	Front runners	Front runners	Front runners	Front runners	Front runners	Front runners
15	Medchal Malkajgiri	Front runners	Front runners	Front runners	Front runners	Front runners	Front runners	Front runners	Front runners	Front runners
16	Mulugu	Front runners	Front runners	Front runners	Front runners	Front runners	Front runners	Front runners	Front runners	Front runners
17	Nagarkurnool	Front runners	Front runners	Front runners	Front runners	Front runners	Front runners	Front runners	Front runners	Front runners
18	Nalgonda	Front runners	Front runners	Front runners	Front runners	Front runners	Front runners	Front runners	Front runners	Front runners
19	Narayanpet	Front runners	Front runners	Front runners	Front runners	Front runners	Front runners	Front runners	Front runners	Front runners
20	Nirmal	Front runners	Front runners	Front runners	Front runners	Front runners	Front runners	Front runners	Front runners	Front runners
21	Nizamabad	Front runners	Front runners	Front runners	Front runners	Front runners	Front runners	Front runners	Front runners	Front runners
22	Peddapalli	Front runners	Front runners	Front runners	Front runners	Front runners	Front runners	Front runners	Front runners	Front runners
23	Rajanna Siricilla	Front runners	Front runners	Front runners	Front runners	Front runners	Front runners	Front runners	Front runners	Front runners
24	Rangareddy	Front runners	Front runners	Front runners	Front runners	Front runners	Front runners	Front runners	Front runners	Front runners
25	Sangareddy	Front runners	Front runners	Front runners	Front runners	Front runners	Front runners	Front runners	Front runners	Front runners
26	Siddipet	Front runners	Front runners	Front runners	Front runners	Front runners	Front runners	Front runners	Front runners	Front runners
27	Suryapet	Front runners	Front runners	Front runners	Front runners	Front runners	Front runners	Front runners	Front runners	Front runners
28	Vikarabad	Front runners	Front runners	Front runners	Front runners	Front runners	Front runners	Front runners	Front runners	Front runners
29	Wanaparthy	Front runners	Front runners	Front runners	Front runners	Front runners	Front runners	Front runners	Front runners	Front runners
30	Warangal Rural	Front runners	Front runners	Front runners	Front runners	Front runners	Front runners	Front runners	Front runners	Front runners
31	Warangal Urban	Front runners	Front runners	Front runners	Front runners	Front runners	Front runners	Front runners	Front runners	Front runners
32	Yadadri Bhongiri	Front runners	Front runners	Front runners	Front runners	Front runners	Front runners	Front runners	Front runners	Front runners

## Annex-I: Performance marks &amp; categories of districts during Oct.'22- June'23

## 31. Tripura

## a. Month wise trend of marks

S. No.	Districts	Category as on Oct-22	Marks based upon pre-defined "Key Performance Indicators"									National Rank (Oct'22-June'23)
			Oct-22	Nov-22	Dec-22	Jan-23	Feb-23	Mar-23	Apr-23	May-23	Jun-23	
1	Dhalai	Performers	22.577	23.353	34.358	39.309	37.805	46.520	52.025	50.636	50.284	80 / 202
2	Gomati	Achievers	29.676	31.090	40.787	40.337	39.169	42.819	48.580	47.463	48.209	88 / 168
3	Khowai	Achievers	21.339	25.152	36.774	37.449	35.980	43.185	47.389	46.411	45.566	103 / 168
4	North Tripura	Achievers	26.635	29.101	56.371	51.116	45.798	45.472	53.501	51.926	51.117	69 / 168
5	Sepahijala	Performers	30.104	30.513	38.769	40.030	40.497	45.777	48.717	47.773	47.200	75 / 202
6	South Tripura	Performers	26.740	26.794	34.375	38.842	43.556	50.566	50.475	49.930	50.392	72 / 202
7	Unakoti	Achievers	29.407	35.099	55.926	58.329	54.938	60.975	62.350	63.828	46.114	52 / 168
8	West Tripura	Achievers	34.284	50.822	62.283	60.081	57.246	60.415	63.303	61.676	45.818	37 / 168

## b. Month wise Category of districts

S. No.	Districts	Category based on coverage (% HH Tap connections)								
		Oct-22	Nov-22	Dec-22	Jan-23	Feb-23	Mar-23	Apr-23	May-23	Jun-23
1	Dhalai	Performers	Performers	Performers	Achievers	Achievers	Achievers	Achievers	Achievers	Achievers
2	Gomati	Achievers	Achievers	Achievers	Achievers	Achievers	Achievers	Achievers	Achievers	Achievers
3	Khowai	Achievers	Achievers	Achievers	Achievers	Achievers	Achievers	Achievers	Achievers	Achievers
4	North Tripura	Achievers	Achievers	Achievers	Achievers	Achievers	Achievers	Achievers	Achievers	Achievers
5	Sepahijala	Performers	Performers	Performers	Performers	Performers	Performers	Performers	Achievers	Achievers
6	South Tripura	Performers	Performers	Achievers	Achievers	Achievers	Achievers	Achievers	Achievers	Achievers
7	Unakoti	Achievers	Achievers	Achievers	Achievers	Achievers	Achievers	Achievers	Achievers	High Achievers
8	West Tripura	Achievers	Achievers	Achievers	Achievers	Achievers	Achievers	Achievers	Achievers	High Achievers



Annex-I: Performance marks & categories of districts during Oct.'22- June'23

32. Uttar Pradesh

a. Month wise trend of marks

S. No.	Districts	Category as on Oct-22	Marks based upon pre-defined "Key Performance Indicators"									National Rank (Oct'22-June'23)
			Oct-22	Nov-22	Dec-22	Jan-23	Feb-23	Mar-23	Apr-23	May-23	Jun-23	
1	Agra	Aspirants	17.429	23.606	26.872	28.427	35.489	41.758	37.265	36.408	36.397	83 / 121
2	Aligarh	Aspirants	25.194	29.570	32.915	31.868	39.109	46.026	45.398	54.005	59.145	60 / 121
3	Ambedkar Nagar	Aspirants	26.196	30.003	31.574	34.578	35.863	40.356	41.239	54.534	59.403	64 / 121
4	Amethi	Aspirants	28.326	33.607	36.636	40.098	44.022	52.207	59.609	63.877	69.050	32 / 121
5	Amroha	Aspirants	37.202	38.173	43.396	52.741	54.135	63.713	63.493	68.854	74.865	21 / 121
6	Auraiya	Aspirants	31.978	33.304	40.506	49.764	53.858	58.958	62.276	68.013	70.276	25 / 121
7	Ayodhya	Aspirants	25.533	29.616	32.653	37.749	42.118	54.542	54.885	60.026	67.921	39 / 121
8	Azamgarh	Aspirants	14.318	17.275	29.356	31.971	35.634	42.637	44.426	44.295	45.891	76 / 121
9	Baghpat	Performers	48.484	54.648	64.817	72.732	73.809	75.226	69.599	83.649	81.350	12 / 202
10	Bahraich	Performers	23.036	29.941	46.113	48.735	60.037	69.706	67.521	72.211	76.258	37 / 202
11	Ballia	Aspirants	12.884	13.055	13.409	14.559	23.113	30.477	30.759	30.135	35.376	102 / 121
12	Balrampur	Aspirants	18.545	20.878	29.271	34.826	45.425	54.553	58.183	59.519	61.600	52 / 121
13	Banda	Aspirants	24.344	35.649	69.224	74.981	75.772	81.178	77.237	85.015	66.336	15 / 121
14	Barabanki	Aspirants	13.838	14.881	28.311	29.283	31.128	38.461	41.080	45.258	50.159	79 / 121
15	Bareilly	Aspirants	61.911	71.457	73.079	76.745	82.091	85.971	78.747	80.603	88.363	3 / 121
16	Basti	Aspirants	15.703	20.537	37.071	47.905	51.162	56.226	58.483	60.549	65.544	35 / 121
17	Bijnor	Aspirants	30.818	44.171	45.511	48.178	49.253	54.738	52.464	56.020	66.940	27 / 121
18	Budaun	Aspirants	53.792	66.462	67.663	72.146	72.601	82.876	77.662	85.437	86.106	4 / 121
19	Bulandshahr	Aspirants	65.718	61.106	73.345	82.881	86.298	90.297	86.035	92.814	97.789	2 / 121
20	Chandauli	Performers	48.999	61.805	50.598	46.487	46.575	62.676	68.321	74.800	83.492	19 / 202
21	Chitrakoot	Aspirants	37.759	67.452	67.986	70.121	74.358	78.137	75.970	59.800	60.572	13 / 121
22	Deoria	Performers	60.095	70.101	71.066	72.446	76.376	80.035	78.495	82.368	82.815	6 / 202
23	Etah	Aspirants	39.730	38.767	43.355	50.725	52.144	57.278	67.168	71.000	73.464	22 / 121
24	Etawah	Performers	26.228	26.933	38.092	42.568	48.593	53.852	53.410	60.070	61.534	61 / 202
25	Farrukhabad	Performers	32.170	42.191	41.727	42.130	46.163	54.528	60.537	67.763	73.378	50 / 202
26	Fatehpur	Aspirants	26.191	34.760	45.714	51.894	45.836	51.739	50.489	56.929	59.329	34 / 121
27	Firozabad	Aspirants	16.025	22.324	22.310	27.055	35.755	38.704	36.449	35.439	38.567	86 / 121
28	Gautam Buddha Nagar	Aspirants	37.383	43.261	46.228	65.556	69.041	86.185	80.030	96.174	92.906	9 / 121
29	Ghaziabad	Performers	60.877	67.263	80.175	85.589	85.644	89.783	78.498	100.000	96.884	2 / 202
30	Ghazipur	Aspirants	32.299	33.317	37.344	42.073	42.792	48.255	48.398	52.298	59.745	42 / 121
31	Gonda	Aspirants	27.980	25.617	32.916	40.375	46.752	58.382	55.072	60.190	62.868	36 / 121
32	Gorakhpur	Performers	43.918	46.179	57.809	69.227	76.335	80.524	76.953	77.027	80.945	15 / 202
33	Hamirpur	Performers	44.447	59.896	66.636	73.974	74.286	78.304	76.615	77.411	80.118	11 / 202
34	Hapur	Performers	60.000	72.681	79.168	87.811	88.372	92.058	79.019	99.873	96.715	1 / 202
35	Hardoi	Aspirants	29.615	30.606	32.561	33.511	37.838	47.790	48.690	53.914	58.927	57 / 121
36	Hathras	Aspirants	25.931	32.198	34.156	37.980	40.290	49.878	45.363	50.249	57.719	56 / 121
37	Jalaun	Aspirants	33.238	47.542	66.865	67.158	73.269	77.865	76.810	76.737	81.753	11 / 121
38	Jaunpur	Aspirants	27.062	32.944	33.680	37.870	47.594	54.436	54.570	59.503	61.564	38 / 121

## Annex-I: Performance marks &amp; categories of districts during Oct.'22- June'23

S. No.	Districts	Category as on Oct-22	Marks based upon pre-defined "Key Performance Indicators"									National Rank (Oct'22-June'23)
			Oct-22	Nov-22	Dec-22	Jan-23	Feb-23	Mar-23	Apr-23	May-23	Jun-23	
39	Jhansi	Aspirants	31.528	61.917	69.565	70.560	76.528	78.904	76.371	83.225	82.899	8 / 121
40	Kannauj	Performers	28.293	29.840	53.132	60.468	65.167	70.294	68.875	75.093	81.109	23 / 202
41	Kanpur Dehat	Aspirants	24.576	36.009	49.273	54.344	61.805	70.437	69.686	87.263	88.059	18 / 121
42	Kanpur Nagar	Aspirants	30.779	33.228	37.066	46.691	48.005	56.016	51.679	66.153	72.733	28 / 121
43	Kasganj	Aspirants	47.843	46.961	52.886	65.160	69.173	77.460	78.787	79.523	82.442	12 / 121
44	Kaushambi	Aspirants	24.117	22.511	30.420	34.560	42.345	52.629	55.050	62.326	65.503	46 / 121
45	Kushi Nagar	Performers	15.487	27.395	32.651	37.888	37.570	41.613	42.326	46.271	57.077	95 / 202
46	Lakhimpur Kheri	Aspirants	21.749	27.993	35.407	40.136	41.131	47.010	45.770	52.202	63.508	54 / 121
47	Lalitpur	Aspirants	33.598	58.155	68.078	73.541	74.067	76.428	76.035	65.841	65.139	14 / 121
48	Lucknow	Aspirants	34.524	36.323	44.810	52.901	59.370	68.706	74.857	78.694	79.397	19 / 121
49	Maharajganj	Aspirants	29.148	38.019	41.721	43.620	42.429	52.187	57.456	59.524	62.553	33 / 121
50	Mahoba	Performers	70.000	75.081	73.949	79.910	79.932	83.759	56.583	83.369	83.170	5 / 202
51	Mainpuri	Aspirants	42.417	40.654	44.896	49.369	56.304	61.498	62.715	70.873	73.294	20 / 121
52	Mathura	Aspirants	28.944	25.283	30.363	31.028	35.540	40.208	32.663	39.676	41.313	77 / 121
53	Mau	Aspirants	26.229	32.842	35.619	38.604	42.607	51.373	49.047	53.265	56.352	49 / 121
54	Meerut	Performers	50.097	55.304	68.018	76.418	84.203	88.674	80.000	99.157	97.530	4 / 202
55	Mirzapur	Aspirants	60.005	69.465	70.914	70.924	74.201	77.882	74.902	82.591	64.672	6 / 121
56	Moradabad	Aspirants	31.913	31.744	39.803	42.283	48.649	61.535	56.351	74.549	76.150	26 / 121
57	Muzaffarnagar	Performers	39.926	40.842	47.803	51.183	54.190	60.211	62.372	76.852	84.812	30 / 202
58	Pilibhit	Aspirants	42.315	56.532	69.805	75.590	77.222	81.330	79.278	83.796	83.635	5 / 121
59	Pratapgarh	Aspirants	33.678	28.411	30.630	33.821	35.960	44.309	43.167	46.246	53.913	65 / 121
60	Prayagraj	Aspirants	26.554	25.349	28.729	31.101	40.650	48.183	51.431	59.197	61.778	58 / 121
61	Rae Bareli	Aspirants	21.837	27.195	32.676	35.777	41.025	50.063	49.611	53.929	61.749	55 / 121
62	Rampur	Aspirants	30.301	35.192	37.594	42.705	45.462	55.691	53.970	61.535	67.524	31 / 121
63	Saharanpur	Aspirants	31.008	30.880	32.785	33.311	41.829	49.454	55.015	61.658	64.170	40 / 121
64	Sambhal	Aspirants	32.800	33.617	39.126	49.463	54.323	61.582	62.408	65.264	70.430	24 / 121
65	Sant Kabeer Nagar	Aspirants	29.425	38.378	47.211	54.556	56.832	60.645	60.342	62.079	66.707	23 / 121
66	Sant Ravidas Nagar	Aspirants	34.083	43.677	62.939	66.687	69.166	75.141	75.060	78.426	79.481	16 / 121
67	Shahjahanpur	Aspirants	68.999	73.334	76.959	84.022	85.992	89.654	96.455	99.746	96.412	1 / 121
68	Shamli	Performers	49.288	49.133	65.271	70.345	68.091	84.451	78.567	86.115	87.624	9 / 202
69	Shravasti	Aspirants	39.673	39.014	47.950	56.950	64.973	82.445	78.173	89.613	84.625	17 / 121
70	Siddharth Nagar	Aspirants	27.179	29.492	35.587	43.475	44.720	46.674	47.534	52.530	61.992	47 / 121
71	Sitapur	Aspirants	33.183	33.150	37.751	41.456	45.508	54.488	59.758	65.669	67.142	30 / 121
72	Sonbhadra	Aspirants	27.901	50.952	67.564	71.748	74.056	77.966	75.388	82.905	80.886	10 / 121
73	Sultanpur	Aspirants	24.947	26.508	30.222	31.071	31.734	34.253	36.301	45.804	53.786	74 / 121
74	Unnao	Aspirants	12.368	17.185	18.826	23.183	22.382	27.923	25.672	25.375	27.156	103 / 121
75	Varanasi	Performers	62.566	61.722	62.893	52.667	50.652	65.243	71.044	79.281	85.712	16 / 202





Annex-I: Performance marks & categories of districts during Oct.'22- June'23

b. Month wise Category of districts

S. No.	Districts	Category based on coverage (% HH Tap connections)								
		Oct-22	Nov-22	Dec-22	Jan-23	Feb-23	Mar-23	Apr-23	May-23	Jun-23
1	Agra	Aspirants	Aspirants	Aspirants	Aspirants	Aspirants	Aspirants	Performers	Performers	Performers
2	Aligarh	Aspirants	Aspirants	Aspirants	Aspirants	Aspirants	Aspirants	Aspirants	Aspirants	Performers
3	Ambedkar Nagar	Aspirants	Aspirants	Aspirants	Aspirants	Aspirants	Aspirants	Aspirants	Aspirants	Performers
4	Amethi	Aspirants	Aspirants	Aspirants	Aspirants	Aspirants	Aspirants	Aspirants	Performers	Performers
5	Amroha	Aspirants	Aspirants	Aspirants	Aspirants	Performers	Performers	Performers	Performers	Performers
6	Auraiya	Aspirants	Aspirants	Aspirants	Performers	Performers	Performers	Performers	Performers	Performers
7	Ayodhya	Aspirants	Aspirants	Aspirants	Aspirants	Aspirants	Aspirants	Aspirants	Performers	Performers
8	Azamgarh	Aspirants	Aspirants	Aspirants	Aspirants	Aspirants	Aspirants	Aspirants	Aspirants	Aspirants
9	Baghpat	Performers	Performers	Achievers	Achievers	Achievers	Achievers	Achievers	High Achievers	High Achievers
10	Bahraich	Performers	Performers	Performers	Performers	Performers	Performers	Performers	Achievers	Achievers
11	Ballia	Aspirants	Aspirants	Aspirants	Aspirants	Aspirants	Aspirants	Aspirants	Aspirants	Performers
12	Balrampur	Aspirants	Aspirants	Aspirants	Aspirants	Aspirants	Aspirants	Performers	Performers	Performers
13	Banda	Aspirants	Aspirants	Aspirants	Performers	Performers	Achievers	Achievers	Achievers	High Achievers
14	Barabanki	Aspirants	Aspirants	Aspirants	Aspirants	Aspirants	Aspirants	Aspirants	Aspirants	Performers
15	Bareilly	Aspirants	Aspirants	Aspirants	Performers	Performers	Performers	Performers	Achievers	Achievers
16	Basti	Aspirants	Aspirants	Aspirants	Aspirants	Performers	Performers	Performers	Performers	Performers
17	Bijnor	Aspirants	Aspirants	Aspirants	Aspirants	Aspirants	Performers	Performers	Performers	Performers
18	Budaun	Aspirants	Aspirants	Aspirants	Performers	Performers	Performers	Performers	Performers	Achievers
19	Bulandshahr	Aspirants	Performers	Performers	Performers	Performers	Performers	Achievers	Achievers	Achievers
20	Chandauli	Performers	Performers	Performers	Performers	Performers	Performers	Performers	Achievers	Achievers
21	Chitrakoot	Aspirants	Aspirants	Performers	Performers	Achievers	Achievers	Achievers	High Achievers	High Achievers
22	Deoria	Performers	Performers	Performers	Performers	Performers	Achievers	Achievers	Achievers	Achievers
23	Etah	Aspirants	Aspirants	Performers	Performers	Performers	Performers	Performers	Performers	Performers
24	Etawah	Performers	Performers	Performers	Performers	Performers	Performers	Performers	Performers	Performers
25	Farrukhabad	Performers	Performers	Performers	Performers	Performers	Performers	Performers	Performers	Achievers
26	Fatehpur	Aspirants	Aspirants	Aspirants	Aspirants	Performers	Performers	Performers	Performers	Performers
27	Firozabad	Aspirants	Aspirants	Aspirants	Aspirants	Aspirants	Performers	Performers	Performers	Performers
28	Gautam Buddha Nagar	Aspirants	Aspirants	Performers	Performers	Performers	Performers	Achievers	Achievers	Achievers
29	Ghaziabad	Performers	Performers	Performers	Achievers	Achievers	Achievers	Achievers	Achievers	Achievers
30	Ghazipur	Aspirants	Aspirants	Aspirants	Performers	Performers	Performers	Performers	Performers	Performers
31	Gonda	Aspirants	Aspirants	Aspirants	Aspirants	Aspirants	Aspirants	Performers	Performers	Performers
32	Gorakhpur	Performers	Performers	Performers	Performers	Performers	Achievers	Achievers	Achievers	Achievers
33	Hamirpur	Performers	Performers	Performers	Performers	Achievers	Achievers	Achievers	Achievers	Achievers
34	Hapur	Performers	Performers	Achievers	Achievers	Achievers	Achievers	Achievers	Achievers	Achievers
35	Hardoi	Aspirants	Aspirants	Aspirants	Aspirants	Aspirants	Aspirants	Aspirants	Aspirants	Performers
36	Hathras	Aspirants	Aspirants	Aspirants	Aspirants	Aspirants	Aspirants	Performers	Performers	Performers
37	Jalaun	Aspirants	Aspirants	Performers	Performers	Performers	Achievers	Achievers	Achievers	Achievers
38	Jaunpur	Aspirants	Aspirants	Aspirants	Aspirants	Aspirants	Aspirants	Aspirants	Performers	Performers
39	Jhansi	Aspirants	Aspirants	Aspirants	Performers	Achievers	Achievers	Achievers	High Achievers	High Achievers

*Annex-I: Performance marks & categories of districts during Oct.'22- June'23*

S. No.	Districts	Category based on coverage (% HH Tap connections)								
		Oct-22	Nov-22	Dec-22	Jan-23	Feb-23	Mar-23	Apr-23	May-23	Jun-23
40	Kannauj	Performers	Performers	Performers	Performers	Performers	Performers	Achievers	Achievers	Achievers
41	Kanpur Dehat	Aspirants	Aspirants	Aspirants	Performers	Performers	Performers	Performers	Performers	Achievers
42	Kanpur Nagar	Aspirants	Aspirants	Performers	Performers	Performers	Performers	Performers	Performers	Performers
43	Kasganj	Aspirants	Aspirants	Aspirants	Aspirants	Performers	Performers	Performers	Performers	Achievers
44	Kaushambi	Aspirants	Aspirants	Aspirants	Aspirants	Aspirants	Aspirants	Performers	Performers	Performers
45	Kushi Nagar	Performers	Performers	Performers	Performers	Performers	Performers	Performers	Performers	Performers
46	Lakhimpur Kheri	Aspirants	Aspirants	Aspirants	Performers	Performers	Performers	Performers	Performers	Performers
47	Lalitpur	Aspirants	Performers	Performers	Achievers	Achievers	Achievers	Achievers	High Achievers	High Achievers
48	Lucknow	Aspirants	Aspirants	Aspirants	Aspirants	Performers	Performers	Performers	Performers	Achievers
49	Maharajganj	Aspirants	Aspirants	Aspirants	Aspirants	Performers	Performers	Performers	Performers	Performers
50	Mahoba	Performers	Performers	Achievers	Achievers	Achievers	Achievers	High Achievers	High Achievers	High Achievers
51	Mainpuri	Aspirants	Aspirants	Aspirants	Aspirants	Performers	Performers	Performers	Performers	Performers
52	Mathura	Aspirants	Aspirants	Aspirants	Aspirants	Aspirants	Aspirants	Aspirants	Aspirants	Aspirants
53	Mau	Aspirants	Aspirants	Aspirants	Aspirants	Aspirants	Aspirants	Performers	Performers	Performers
54	Meerut	Performers	Performers	Performers	Performers	Achievers	Achievers	Achievers	Achievers	Achievers
55	Mirzapur	Aspirants	Performers	Performers	Achievers	Achievers	Achievers	Achievers	Achievers	High Achievers
56	Moradabad	Aspirants	Aspirants	Aspirants	Aspirants	Aspirants	Aspirants	Performers	Performers	Performers
57	Muzaffarnagar	Performers	Performers	Performers	Performers	Performers	Performers	Performers	Achievers	Achievers
58	Pilibhit	Aspirants	Aspirants	Performers	Performers	Performers	Performers	Achievers	Achievers	Achievers
59	Pratapgarh	Aspirants	Aspirants	Aspirants	Aspirants	Aspirants	Aspirants	Aspirants	Performers	Performers
60	Prayagraj	Aspirants	Aspirants	Aspirants	Aspirants	Aspirants	Performers	Performers	Performers	Performers
61	Rae Bareli	Aspirants	Aspirants	Aspirants	Aspirants	Aspirants	Aspirants	Performers	Performers	Performers
62	Rampur	Aspirants	Aspirants	Aspirants	Aspirants	Aspirants	Aspirants	Performers	Performers	Performers
63	Saharanpur	Aspirants	Performers	Performers	Performers	Performers	Performers	Performers	Performers	Performers
64	Sambhal	Aspirants	Aspirants	Aspirants	Aspirants	Aspirants	Aspirants	Performers	Performers	Performers
65	Sant Kabeer Nagar	Aspirants	Aspirants	Aspirants	Performers	Performers	Performers	Performers	Performers	Performers
66	Sant Ravidas Nagar	Aspirants	Aspirants	Aspirants	Performers	Performers	Performers	Performers	Performers	Achievers
67	Shahjahanpur	Aspirants	Aspirants	Aspirants	Performers	Performers	Performers	Achievers	Achievers	Achievers
68	Shamli	Performers	Performers	Performers	Achievers	Achievers	Achievers	Achievers	Achievers	Achievers
69	Shravasti	Aspirants	Aspirants	Aspirants	Aspirants	Performers	Performers	Performers	Performers	Achievers
70	Siddharth Nagar	Aspirants	Aspirants	Aspirants	Aspirants	Performers	Performers	Performers	Performers	Performers
71	Sitapur	Aspirants	Aspirants	Aspirants	Aspirants	Aspirants	Aspirants	Performers	Performers	Performers
72	Sonbhadra	Aspirants	Aspirants	Aspirants	Performers	Performers	Performers	Performers	Achievers	Achievers
73	Sultanpur	Aspirants	Aspirants	Aspirants	Aspirants	Aspirants	Aspirants	Aspirants	Aspirants	Performers
74	Unnao	Aspirants	Aspirants	Aspirants	Aspirants	Aspirants	Aspirants	Aspirants	Aspirants	Aspirants
75	Varanasi	Performers	Performers	Performers	Performers	Performers	Performers	Performers	Achievers	Achievers





Annex-I: Performance marks & categories of districts during Oct.'22- June'23

33. Uttarakhand

a. Month wise trend of marks

S. No.	Districts	Category as on Oct-22	Marks based upon pre-defined "Key Performance Indicators"									National Rank (Oct'22-June'23)
			Oct-22	Nov-22	Dec-22	Jan-23	Feb-23	Mar-23	Apr-23	May-23	Jun-23	
1	Almora	Achievers	20.629	22.459	36.388	38.361	38.781	46.149	43.949	40.656	38.760	107 / 168
2	Bageshwar	High Achievers	10.582	20.983	24.243	25.095	23.924	22.579	26.004	25.454	23.924	85 / 127
3	Chamoli	High Achievers	13.017	16.791	17.834	20.584	22.920	23.481	24.372	22.691	21.548	92 / 127
4	Champawat	Achievers	26.878	43.857	42.071	52.284	40.005	43.652	42.075	38.108	35.337	89 / 168
5	Dehradun	High Achievers	17.341	31.950	44.860	52.407	53.175	54.459	55.674	56.755	57.602	41 / 127
6	Hardwar	Performers	64.771	65.508	69.543	70.565	71.020	71.288	74.295	74.556	72.341	10 / 202
7	Nainital	Achievers	25.726	30.709	31.573	37.102	39.445	45.545	44.835	43.803	44.070	101 / 168
8	Pauri Garhwal	Achievers	49.072	58.914	62.884	70.783	69.245	72.777	51.446	47.273	45.182	27 / 168
9	Pithoragarh	High Achievers	20.324	27.890	32.593	35.433	34.230	31.438	29.848	29.557	29.776	73 / 127
10	Rudraprayag	Achievers	30.382	13.046	35.905	36.483	36.014	34.697	34.515	32.209	30.721	131 / 168
11	Tehri Garhwal	Achievers	48.610	56.955	63.102	42.744	53.163	54.154	56.330	55.470	52.468	44 / 168
12	Udham Singh Nagar	Performers	30.692	39.507	40.185	40.729	42.444	59.850	56.012	53.121	56.241	59 / 202
13	Uttarkashi	High Achievers	14.687	22.529	22.722	25.376	27.774	56.606	56.178	55.012	52.869	63 / 127

b. Month wise Category of districts

S. No.	Districts	Category based on coverage (% HH Tap connections)								
		Oct-22	Nov-22	Dec-22	Jan-23	Feb-23	Mar-23	Apr-23	May-23	Jun-23
1	Almora	Achievers	Achievers	Achievers	Achievers	Achievers	Achievers	Achievers	Achievers	Achievers
2	Bageshwar	High Achievers	High Achievers	High Achievers	High Achievers	High Achievers	High Achievers	High Achievers	High Achievers	High Achievers
3	Chamoli	High Achievers	High Achievers	High Achievers	High Achievers	High Achievers	High Achievers	High Achievers	High Achievers	High Achievers
4	Champawat	Achievers	Achievers	Achievers	Achievers	High Achievers	High Achievers	High Achievers	High Achievers	High Achievers
5	Dehradun	High Achievers	High Achievers	High Achievers	High Achievers	High Achievers	High Achievers	High Achievers	High Achievers	High Achievers
6	Hardwar	Performers	Achievers	Achievers	Achievers	Achievers	Achievers	Achievers	Achievers	Achievers
7	Nainital	Achievers	Achievers	Achievers	Achievers	Achievers	Achievers	Achievers	Achievers	Achievers
8	Pauri Garhwal	Achievers	Achievers	Achievers	Achievers	Achievers	Achievers	High Achievers	High Achievers	High Achievers
9	Pithoragarh	High Achievers	High Achievers	High Achievers	High Achievers	High Achievers	High Achievers	High Achievers	High Achievers	High Achievers
10	Rudraprayag	Achievers	High Achievers	High Achievers	High Achievers	High Achievers	High Achievers	High Achievers	High Achievers	High Achievers
11	Tehri Garhwal	Achievers	Achievers	Achievers	High Achievers	High Achievers	High Achievers	High Achievers	High Achievers	High Achievers
12	Udham Singh Nagar	Performers	Performers	Achievers	Achievers	Achievers	Achievers	Achievers	Achievers	Achievers
13	Uttarkashi	High Achievers	High Achievers	High Achievers	High Achievers	High Achievers	High Achievers	High Achievers	High Achievers	High Achievers

*Annex-I: Performance marks & categories of districts during Oct.'22- June'23*

**34. West Bengal**

**a. Month wise trend of marks**

S. No.	Districts	Category as on Oct-22	Marks based upon pre-defined "Key Performance Indicators"									National Rank (Oct'22-June'23)
			Oct-22	Nov-22	Dec-22	Jan-23	Feb-23	Mar-23	Apr-23	May-23	Jun-23	
1	Alipurduar	Performers	7.857	12.373	18.777	12.422	14.859	17.217	19.626	22.754	22.997	191 / 202
2	Bankura	Performers	17.040	19.193	21.751	22.582	22.502	21.847	20.684	19.670	19.310	169 / 202
3	Birbhum	Performers	19.163	23.611	23.261	23.338	23.341	24.947	26.129	25.319	24.616	152 / 202
4	Coochbehar	Aspirants	12.315	20.539	27.215	27.153	26.816	28.354	28.363	27.806	27.106	94 / 121
5	Dakshin Dinajpur	Performers	16.256	18.646	18.028	20.673	22.027	23.127	23.801	23.603	23.330	166 / 202
6	Darjeeling	Aspirants	3.706	11.636	13.768	14.472	15.700	15.475	15.580	15.026	14.503	116 / 121
7	Hooghly	Performers	18.152	23.391	26.726	27.743	28.669	28.943	28.609	28.054	27.954	136 / 202
8	Howrah	Performers	11.732	15.684	15.665	17.602	19.415	21.576	23.525	24.361	23.978	174 / 202
9	Jalpaiguri	Performers	15.254	14.903	15.104	16.759	17.070	18.208	21.171	22.067	21.641	186 / 202
10	Jhargram	Aspirants	30.592	22.381	22.912	22.780	23.621	23.629	23.151	22.436	22.076	98 / 121
11	Kalimpong	Aspirants	19.956	19.430	28.633	28.796	28.991	27.695	24.482	21.932	19.865	96 / 121
12	Maldah	Performers	13.669	13.699	14.483	15.763	16.284	16.444	15.972	15.876	15.862	195 / 202
13	Murshidabad	Performers	13.327	15.084	15.990	15.666	15.516	15.636	15.736	15.665	15.464	194 / 202
14	Nadia	Achievers	46.156	41.852	43.954	44.649	46.255	46.565	47.743	46.519	45.333	71 / 168
15	North 24 Paraganas	Performers	35.781	30.151	30.026	29.259	29.819	30.675	31.205	30.806	30.874	113 / 202
16	Paschim Bardhaman	Performers	32.810	23.870	24.099	23.861	29.720	32.611	32.632	31.907	31.894	120 / 202
17	Paschim Medinipur	Aspirants	17.118	14.319	14.972	15.802	16.243	17.059	16.731	16.481	16.153	112 / 121
18	Purba Bardhaman	Performers	20.753	23.253	26.556	26.732	26.812	26.558	28.957	27.841	27.243	140 / 202
19	Purba Medinipur	Performers	25.797	25.675	24.029	24.026	25.263	25.719	25.551	25.145	24.900	146 / 202
20	Purulia	Aspirants	11.200	11.489	11.805	12.630	13.140	13.624	14.252	14.762	15.222	117 / 121
21	South 24 Paraganas	Aspirants	5.987	12.101	14.207	14.137	14.158	14.445	15.314	15.340	16.083	115 / 121
22	Uttar Dinajpur	Performers	13.712	13.774	14.602	14.150	13.719	14.462	14.176	14.128	14.039	199 / 202



*Annex-I: Performance marks & categories of districts during Oct.'22- June'23*

**b. Month wise Category of districts**

S. No.	Districts	Category based on coverage (% HH Tap connections)								
		Oct-22	Nov-22	Dec-22	Jan-23	Feb-23	Mar-23	Apr-23	May-23	Jun-23
1	Alipurduar	Performers	Performers	Performers	Performers	Performers	Performers	Performers	Performers	Performers
2	Bankura	Performers	Performers	Performers	Performers	Performers	Performers	Performers	Performers	Performers
3	Birbhum	Performers	Performers	Performers	Performers	Performers	Performers	Performers	Performers	Performers
4	Coochbehar	Aspirants	Aspirants	Aspirants	Performers	Performers	Performers	Performers	Performers	Performers
5	Dakshin Dinajpur	Performers	Performers	Performers	Performers	Performers	Performers	Performers	Performers	Performers
6	Darjeeling	Aspirants	Aspirants	Aspirants	Aspirants	Aspirants	Aspirants	Aspirants	Aspirants	Aspirants
7	Hooghly	Performers	Performers	Performers	Performers	Performers	Performers	Performers	Performers	Performers
8	Howrah	Performers	Performers	Performers	Performers	Performers	Performers	Performers	Performers	Performers
9	Jalpaiguri	Performers	Performers	Performers	Performers	Performers	Performers	Performers	Performers	Performers
10	Jhargram	Aspirants	Aspirants	Aspirants	Aspirants	Aspirants	Aspirants	Aspirants	Aspirants	Aspirants
11	Kalimpong	Aspirants	Aspirants	Aspirants	Aspirants	Performers	Performers	Performers	Performers	Performers
12	Maldah	Performers	Performers	Aspirants	Aspirants	Aspirants	Aspirants	Aspirants	Aspirants	Aspirants
13	Murshidabad	Performers	Performers	Performers	Performers	Performers	Performers	Performers	Performers	Performers
14	Nadia	Achievers	Achievers	Achievers	Achievers	Achievers	Achievers	Achievers	Achievers	Achievers
15	North 24 Paraganas	Performers	Performers	Performers	Performers	Performers	Performers	Performers	Performers	Performers
16	Paschim Bardhaman	Performers	Performers	Performers	Performers	Performers	Performers	Performers	Performers	Performers
17	Paschim Medinipur	Aspirants	Aspirants	Aspirants	Aspirants	Aspirants	Aspirants	Aspirants	Aspirants	Aspirants
18	Purba Bardhaman	Performers	Performers	Performers	Performers	Performers	Performers	Performers	Performers	Performers
19	Purba Medinipur	Performers	Performers	Performers	Performers	Performers	Performers	Performers	Performers	Performers
20	Purulia	Aspirants	Aspirants	Aspirants	Aspirants	Aspirants	Aspirants	Aspirants	Aspirants	Aspirants
21	South 24 Paraganas	Aspirants	Aspirants	Aspirants	Aspirants	Aspirants	Aspirants	Aspirants	Aspirants	Aspirants
22	Uttar Dinajpur	Performers	Performers	Aspirants	Aspirants	Aspirants	Aspirants	Aspirants	Aspirants	Aspirants

**Annex-II: Ranks of districts based on fastest provision (% coverage)  
of tap water connection & % of HGJ certified villages during  
1<sup>st</sup> Oct.'22 – 30<sup>th</sup> June'23**

**1. Andhra Pradesh**

<b>High Achievers (127) ****</b>								
S. No.	District	Residual HHs as on 1 Oct. '22	HHs provided with FHTC till 30 June' 23	Total no. of villages	No. of HGJ certified villages till 30 June' 23	Total Marks	National Rank	State Rank
1	Y.S.R.	10,676	3,592	682	137	57.850	71	3
2	Annamayya	49,055	28,477	539	75	95.662	43	1
3	Tirupati	28,729	11,894	1,055	230	70.599	58	2
4	Sri Potti Sriramulu Nellore	1,06,674	37,565	835	36	57.205	72	4
5	Eluru	1,18,000	37,450	717	125	54.266	76	5
6	East Godavari	88,539	23,971	305	37	45.744	80	6
7	Sri Sathya Sai	87,592	23,586	513	39	44.603	82	7
8	Chittoor	18,548	3,015	961	252	31.252	89	8

<b>Aspirants (121), Performers (202), Achievers (168)</b>								
S. No.	District	Category (as on 01 Oct. 2022)		Residual HHs as on 1 Oct. '22	HHs provided with FHTC till 30 June' 23	Total Marks	National Rank	State Rank
9	Kakinada	Achievers	****	1,13,214	36,541	64.552	58	1
10	West Godavari	Achievers	****	89,692	28,905	64.454	59	2
11	Konaseema	Achievers	****	1,36,844	36,533	53.394	76	3
12	Visakhapatnam	Achievers	****	27,179	6,453	47.483	84	4
13	Parvathipuram Manyam	Achievers	****	1,09,762	24,223	44.137	92	5
14	Vizianagaram	Achievers	****	1,81,566	33,998	37.450	112	6
15	Anakapalli	Achievers	****	2,00,825	36,616	36.465	115	7
16	Prakasam	Achievers	****	2,13,555	37,222	34.859	119	8
17	Ananthapuramu	Achievers	****	1,07,249	18,314	34.152	121	9
18	Nandyal	Achievers	****	1,14,861	14,608	25.436	139	10



Rank of districts based on fastest provision (% coverage of residual household) during Oct'22-June'23

Aspirants (121), Performers (202), Achievers (168)								
S. No.	District	Category (as on 01 Oct. 2022)		Residual HHs as on 1 Oct. '22	HHs provided with FHTC till 30 June' 23	Total Marks	National Rank	State Rank
19	Guntur	Achievers	***	98,977	12,221	24.694	141	11
20	NTR	Achievers	***	1,23,963	11,467	18.501	153	12
21	Krishna	Achievers	***	1,74,953	15,357	17.556	154	13
22	Alluri Sitharama Raju	Achievers	***	1,16,377	4,806	8.259	161	14
23	Kurnool	Performers	**	1,82,243	28,664	31.457	117	1
24	Palnadu	Performers	**	3,06,882	16,794	10.945	182	2
25	Bapatla	Performers	**	2,29,192	6,320	5.515	196	3
26	Srikakulam	Aspirants	*	4,08,354	37,101	18.171	97	1

Rank of districts based on fastest provision (% coverage of residual household) during Oct'22-June'23

## 2. Arunachal Pradesh

High Achievers (127) *****								
S. No.	District	Residual HHs as on 1 Oct. '22	HHs provided with FHTC till 30 June' 23	Total no. of villages	No. of HGJ certified villages till 30 June' 23	Total Marks	National Rank	State Rank
1	Siang	904	736	105	24	134.831	29	1
2	Upper Siang	444	313	112	47	121.180	31	2
3	Shi Yomi	449	289	114	60	113.280	34	3
4	Namsai	3,825	2,223	165	52	99.266	40	4
5	Lohit	1,486	854	108	19	95.47	44	5
6	West Kameng	3,205	1,816	284	56	94.573	45	6
7	West Siang	980	515	158	53	90.790	49	7
8	East Kameng	1,179	536	288		72.678	57	8
9	Lower Siang	586	177	113	55	58.062	70	9
10	Dibang Valley	50	16	140	12	52.914	77	10
11	Pakke Kesang	1,007	7	73	13	4.6727	109	11

Aspirants (121), Performers (202), Achievers (168)								
S. No.	District	Category (as on 01 Oct. 2022)		Residual HHs as on 1 Oct. '22	HHs provided with FHTC till 30 June' 23	Total Marks	National Rank	State Rank
12	Tirap	Achievers	*****	4,193	3,598	171.578	2	1
13	Lepa Rada	Achievers	*****	928	687	148.06	5	2
14	Tawang	Achievers	*****	4,027	2,596	128.898	9	3
15	Kamle	Achievers	*****	1,250	724	115.84	14	4
16	Anjaw	Achievers	*****	1,538	865	112.484	15	5
17	Changlang	Achievers	*****	11,731	6,360	108.421	17	6
18	Lower Dibang Valley	Achievers	*****	2,836	1,332	93.935	25	7
19	Lower Subansiri	Achievers	*****	3,876	1,679	86.636	34	8

Top-10 Ranker



Rank of districts based on fastest provision (% coverage of residual household) during Oct'22-June'23

Aspirants (121), Performers (202), Achievers (168)								
S. No.	District	Category (as on 01 Oct. 2022)		Residual HHs as on 1 Oct. '22	HHs provided with FHTC till 30 June' 23	Total Marks	National Rank	State Rank
20	Papum Pare	Achievers	***	13,377	5,580	83.421	35	9
21	East Siang	Achievers	***	3,502	1,286	73.444	50	10
22	Upper Subansiri	Achievers	***	3,204	1,169	72.971	51	11
23	Kra Daadi	Achievers	***	4,497	1,584	70.431	53	12
24	Kurung Kumey	Achievers	***	2,849	513	36.000	117	13
25	Longding	Performers	**	5,348	2,543	95.101	21	1

Rank of districts based on fastest provision (% coverage of residual household) during Oct'22-June'23

### 3. Assam

High Achievers (127) ****								
S. No.	District	Residual HHs as on 1 Oct. '22	HHs provided with FHTC till 30 June' 23	Total no. of villages	No. of HGJ certified villages till 30 June' 23	Total Marks	National Rank	State Rank
1	Majuli	10,251	4,263	205	14	67.8973	59	1
2	Kamrup Metropolitan	9,990	932	206		14.927	102	2

Aspirants (121), Performers (202), Achievers (168)								
S. No.	District	Category (as on 01 Oct. 2022)		Residual HHs as on 1 Oct. '22	HHs provided with FHTC till 30 June' 23	Total Marks	National Rank	State Rank
3	Cachar	Achievers	***	1,68,697	41,277	48.936	80	1
4	Hailakandi	Achievers	***	81,852	17,170	41.954	105	2
5	Karimganj	Achievers	***	1,14,313	10,670	18.668	152	3
6	Tamulpur	Performers	**	61,684	30,287	98.200	15	1
7	Goalpara	Performers	**	1,55,497	68,662	88.312	24	2
8	Barpeta	Performers	**	2,11,192	82,723	78.339	31	3
9	Sivasagar	Performers	**	1,23,289	47,201	76.569	33	4
10	Lakhimpur	Performers	**	1,49,909	51,443	68.632	40	5
11	Sonitpur	Performers	**	1,74,232	58,927	67.642	41	6
12	Golaghat	Performers	**	1,55,465	50,832	65.393	46	7
13	Charaideo	Performers	**	67,058	21,599	64.419	49	8
14	Dhubri	Performers	**	2,29,037	68,977	60.232	55	9
15	Tinsukia	Performers	**	1,83,658	51,608	56.200	63	10
16	Dhemaji	Performers	**	1,21,144	33,695	55.628	65	11
17	Dibrugarh	Performers	**	1,89,091	45,283	47.895	75	12

Top-10 Ranker





Rank of districts based on fastest provision (% coverage of residual household) during Oct'22-June'23

Aspirants (121), Performers (202), Achievers (168)								
S. No.	District	Category (as on 01 Oct. 2022)		Residual HHs as on 1 Oct. '22	HHs provided with FHTC till 30 June' 23	Total Marks	National Rank	State Rank
18	Nalbari	Performers	***	96,476	21,064	43.667	84	13
19	Darrang	Performers	***	1,30,570	27,580	42.246	88	14
20	Jorhat	Performers	***	1,15,104	24,067	41.818	89	15
21	Bongaigaon	Performers	***	1,03,648	19,875	38.351	99	16
22	Nagaon	Performers	***	2,58,168	35,572	27.557	128	17
23	Kamrup	Performers	***	2,03,386	26,943	26.494	135	18
24	Kokrajhar	Performers	***	1,33,778	6,493	9.707	185	19
25	Morigaon	Performers	***	1,69,086	6,809	8.054	186	20
26	Hojai	Performers	***	1,19,100	3,939	6.615	193	21
27	Baksa	Performers	***	33,308	-	0	201	22
28	South Salmara Mancachar	Aspirants	*	84,844	43,147	101.709	16	1
29	Biswanath	Aspirants	*	1,31,348	26,489	40.334	74	2
30	Dima Hasao	Aspirants	*	32,749	6,054	36.971	80	3
31	Udalguri	Aspirants	*	1,49,667	22,665	30.287	87	4
32	Chirang	Aspirants	*	1,08,998	7,667	14.068	102	5
33	West Karbi Anglong	Aspirants	*	53,958	3,308	12.261	104	6
34	Karbi Anglong	Aspirants	*	1,48,201	6,131	8.274	113	7

Top-10 Ranker

Rank of districts based on fastest provision (% coverage of residual household) during Oct'22-June'23

#### 4. Bihar

High Achievers (127) ****								
S. No.	District	Residual HHs as on 1 Oct. '22	HHs provided with FHTC till 30 June' 23	Total no. of villages	No. of HGJ certified villages till 30 June' 23	Total Marks	National Rank	State Rank
1	Khagaria	1,796	1,796	243		160	20	1
2	Jamui	244	244	1,563		160	20	1
3	Katihar	3,974	3,974	1,201		160	20	1
4	Jehanabad	7,330	7,330	540		160	20	1
5	Kishanganj	7,109	7,109	678		159.978	21	2
6	Banka	79	79	1,514		158.00	22	3
7	Kaimur (bhabua)	3,670	3,576	1,238		155.902	23	4
8	Lakhisarai	3,655	2,692	421		117.812	32	5
9	Nawada	11,701	8,326	1,018		113.84	33	6
10	Buxar	10,544	7,296	813		110.713	37	7
11	Bhojpur	17,963	11,243	946		100.138	39	8
12	Vaishali	959	566	1,351		94.333	46	9
13	Begusarai	45,238	26,045	768		92.117	48	10
14	Araria	9,446	4,462	765		75.579	55	11
15	Gopalganj	673	280	1,294		66.468	63	12
16	Pashchim Champaran	15,705	5,842	1,336		59.514	68	13
17	Aurangabad	11,591	4,024	1,759		55.542	74	14
18	Saran	13,691	4,335	1,487		50.657	78	15
19	Sitamarhi	17,595	4,828	1,003		43.900	83	16
20	Gaya	2,504	467	2,734		29.840	90	17
21	Bhagalpur	17,622	2,587	901		23.489	95	18
22	Patna	23,906	2,881	1,237		19.282	96	19
23	Purba Champaran	70,054	3,469	1,315		7.923	106	20

Top-10 Ranker



Rank of districts based on fastest provision (% coverage of residual household) during Oct'22-June'23

High Achievers (127) ****								
S. No.	District	Residual HHs as on 1 Oct. '22	HHs provided with FHTC till 30 June' 23	Total no. of villages	No. of HGJ certified villages till 30 June' 23	Total Marks	National Rank	State Rank
24	Siwan	11,257	370	1,440		5.259	107	21
25	Saharsa	79,295	2,544	438		5.133	108	22
26	Madhubani	1,69,405	1,299	1,063		1.227	110	23
27	Rohtas	2,125	1	1,594		0.075	111	24
28	Madhepura -			403		0	112	25
29	Munger			484		0	112	25
30	Sheikhpura -			245		0	112	25
31	Samastipur -			966		0	112	25
32	Nalanda	3,380		993		0	112	25
33	Supaul			628		0	112	25
34	Sheohar	5,844		201		0	112	25
35	Purnia	4,820		1,113		0	112	25
36	Darbhanga	96,930		1,139		0	112	25
37	Muzaffarpur	23,797		1,732		0	112	25

Rank of districts based on fastest provision (% coverage of residual household) during Oct'22-June'23

## 5. Chhattisgarh

Aspirants (121), Performers (202), Achievers (168)								
S. No.	District	Category (as on 01 Oct. 2022)		Residual HHs as on 1 Oct. '22	HHs provided with FHTC till 30 June '23	Total Marks	National Rank	State Rank
1	Dhamtari	Achievers	***	63,786	33,897	106.284	19	1
2	Raipur	Performers	**	92,201	44,498	96.523	17	1
3	Durg	Performers	**	84,436	39,145	92.721	22	2
4	Mungeli	Performers	**	1,16,739	51,291	87.872	25	3
5	Narayanpur	Performers	**	21,605	8,469	78.395	30	4
6	Balod	Performers	**	1,23,314	47,299	76.713	32	5
7	Kondagaon	Performers	**	93,233	33,935	72.795	35	6
8	Rajnandagon	Performers	**	1,81,940	64,605	71.018	37	7
9	Janjgir-champa	Performers	**	2,83,677	1,00,091	70.567	39	8
10	Kawardha	Performers	**	1,22,685	41,464	67.594	42	9
11	Mahasamund	Performers	**	1,71,896	56,939	66.248	44	10
12	Bemetara	Performers	**	1,04,159	33,567	64.453	48	11
13	Koriya	Performers	**	1,00,061	29,794	59.551	59	12
14	Gariyaband	Performers	**	96,657	28,001	57.938	61	13
15	Bijapur	Performers	**	30,976	8,087	52.215	68	14
16	Raigarh	Performers	**	2,52,211	59,212	46.954	77	15
17	Bilaspur	Performers	**	1,80,725	40,672	45.001	81	16
18	Baloda Bazar	Performers	**	2,21,893	48,557	43.766	83	17
19	Dantewada	Performers	**	36,358	7,564	41.608	90	18
20	Bastar	Performers	**	1,21,722	23,552	38.698	97	19
21	Kanker	Performers	**	1,03,043	17,013	33.021	109	20
22	Surguja	Aspirants	*	1,53,692	45,991	59.848	43	1
23	Balrampur	Aspirants	*	1,54,125	44,576	57.844	50	2
24	Gaurela Pendra Marwahi	Aspirants	*	64,097	17,033	53.147	57	3
25	Surajpur	Aspirants	*	1,44,528	37,432	51.799	59	4
26	Jashpur	Aspirants	*	1,75,937	38,821	44.130	68	5
27	Sukma	Aspirants	*	54,219	11,923	43.980	69	6
28	Korba	Aspirants	*	1,66,090	32,699	39.375	77	7

Top-10 Ranker



Rank of districts based on fastest provision (% coverage of residual household) during Oct'22-June'23

## 6. Gujarat

High Achievers (127) *****								
S. No.	District	Residual HHs as on 1 Oct. '22	HHs provided with FHTC till 30 June' 23	Total no. of villages	No. of HGI certified villages till 30 June' 23	Total Marks	National Rank	State Rank
1	Jamnagar	562	562	420	420	180	1	1
2	Aravalli	20,779	20,779	664	646	179.45	2	2
3	Sabar Kantha	14,899	14,899	709	644	178.156	3	3
4	Surendranagar	31	31	571	548	174.194	5	4
5	Tapi	6,385	6,385	486	312	172.815	7	5
6	Amreli	10,584	10,584	614	383	172.476	9	6
7	Chhotaudepur	10,253	10,253	874	360	168.222	11	7
8	Valsad	18,537	18,537	480	148	166.158	13	8
9	Panch Mahals	40,579	40,579	630	173	165.488	14	9
10	Mahisagar	13,985	13,985	702	172	164.889	15	10
11	Narmada	17,511	17,511	541	79	162.911	17	11
12	Dahod	21,215	21,215	722	8	160.214	19	12
13	Navsari			389	294	15.116	101	13

Rank of districts based on fastest provision (% coverage of residual household) during Oct'22-June'23

## 7. Himachal Pradesh

High Achievers (127) ****								
S. No.	District	Residual HHs as on 1 Oct. '22	HHs provided with FHTC till 30 June' 23	Total no. of villages	No. of HGJ certified villages till 30 June' 23	Total Marks	National Rank	State Rank
1	Bilaspur	1,125	1,125	983	638	172.839	6	1
2	Hamirpur	5,827	5,827	1,719	1,095	172.713	8	2
3	Solan	3,179	3,179	2,295	959	168.307	10	3
4	Mandi	17,006	16,946	3,093	1,266	167.622	12	4
5	Shimla	7,601	7,022	2,545	784	153.954	24	5
6	Kangra	13,550	11,795	3,630	920	144.346	25	6
7	Kullu	8,086	6,852	382	134	142.598	26	7
8	Sirmaur	7,677	6,320	984	308	137.961	28	8



Rank of districts based on fastest provision (% coverage of residual household) during Oct'22-June'23

## 8. Jammu & Kashmir

High Achievers (127) ****								
S. No.	District	Residual HHs as on 1 Oct. '22	HHs provided with FHTC till 30 June' 23	Total no. of villages	No. of HGJ certified villages till 30 June' 23	Total Marks	National Rank	State Rank
1	Reasi	18,730	5,704	257		48.7261	79	1
2	Poonch	32,086	2,506	177		12.4964	103	2

Aspirants (121), Performers (202), Achievers (168)								
S. No.	District	Category (as on 01 Oct. 2022)		Residual HHs as on 1 Oct. '22	HHs provided with FHTC till 30 June' 23	Total Marks	National Rank	State Rank
3	Kulgam	Achievers	****	28,780	11,274	78.346	42	1
4	Pulwama	Achievers	****	20,660	6,986	67.628	55	2
5	Samba	Achievers	****	18,763	5,991	63.856	61	3
6	Shopian	Achievers	****	15,422	4,845	62.832	64	4
7	Anantnag	Achievers	****	50,900	15,099	59.328	71	5
8	Bandipora	Achievers	****	17,616	3,865	43.881	96	6
9	Kupwara	Achievers	****	68,406	14,054	41.090	107	7
10	Baramulla	Achievers	****	47,829	9,113	38.106	110	8
11	Doda	Achievers	****	54,518	9,217	33.813	124	9
12	Rajauri	Achievers	****	65,679	8,117	24.717	140	10
13	Budgam	Performers	**	71,348	22,905	64.206	50	1
14	Ramban	Performers	**	33,759	5,567	32.980	110	2
15	Udhampur	Performers	**	59,228	9,489	32.042	115	3
16	Kathua	Performers	**	75,519	11,323	29.987	121	4
17	Kishtwar	Performers	**	28,990	2,751	18.979	159	5
18	Jammu	Performers	**	95,753	6,955	14.527	173	6

Top-10 Ranker

Rank of districts based on fastest provision (% coverage of residual household) during Oct'22-June'23

## 9. Jharkhand

Aspirants (121), Performers (202), Achievers (168)								
S. No.	District	Category (as on 01 Oct. 2022)		Residual HHs as on 1 Oct. '22	HHs provided with FHTC till 30 June '23	Total Marks	National Rank	State Rank
1	Ramgarh	Achievers	***	62,066	9,082	29.266	130	1
2	Simdega	Performers	**	81,900	32,260	78.779	29	1
3	Dumka	Performers	**	2,19,206	50,633	46.197	78	2
4	Lohardaga	Performers	**	64,261	13,145	40.911	93	3
5	Ranchi	Performers	**	2,89,523	43,578	30.103	120	4
6	Dhanbad	Performers	**	1,91,477	28,456	29.723	122	5
7	Bokaro	Performers	**	1,95,440	21,871	22.381	143	6
8	Koderma	Performers	**	1,03,589	10,458	20.191	156	7
9	Purbi Singhbhum	Performers	**	2,58,648	19,711	15.242	171	8
10	Latehar	Aspirants	*	1,46,863	50,326	68.534	35	1
11	Giridih	Aspirants	*	3,62,671	1,06,388	58.669	45	2
12	Paschim Singhbhum	Aspirants	*	2,50,464	73,265	58.503	47	3
13	Chatra	Aspirants	*	1,80,709	52,339	57.926	49	4
14	Gumla	Aspirants	*	1,57,310	40,198	51.107	60	5
15	Garhwa	Aspirants	*	2,40,345	60,870	50.652	62	6
16	Khuti	Aspirants	*	94,868	22,219	46.842	65	7
17	Sareikela And Kharsawan	Aspirants	*	1,51,423	34,292	45.293	66	8
18	Hazaribag	Aspirants	*	2,71,210	57,606	42.481	71	9
19	Deoghar	Aspirants	*	2,26,870	43,794	38.607	78	10
20	Sahibganj	Aspirants	*	2,31,673	43,565	37.609	79	11
21	Jamtara	Aspirants	*	1,23,973	12,828	20.695	94	12
22	Palamu	Aspirants	*	3,12,500	29,294	18.748	96	13
23	Pakur	Aspirants	*	2,13,004	10,795	10.136	110	14
24	Godda	Aspirants	*	2,53,948	2,692	2.120	120	15

Top-10 Ranker





Rank of districts based on fastest provision (% coverage of residual household) during Oct'22-June'23

## 10. Karnataka

High Achievers (127) *****								
S. No.	District	Residual HHs as on 1 Oct. '22	HHs provided with FHTC till 31 March '23	Total no. of villages	No. of HGJ certified villages till 31 March '23	Total Marks	National Rank	State Rank
1	Gadag	3,404	2,214	317	134	112.52	36	1
2	Dharwad	5,267	2,372	353	147	80.371	51	2
3	Haveri	71,420	28,831	697	64	66.425	64	3
4	Koppal	57,819	21,511	577	118	63.615	65	4
5	Dakshina Kannada	63,750	21,353	366	16	54.4661	75	5
6	Mandya	81,412	13,273	1,402	34	26.5706	92	6

Aspirants (121), Performers (202), Achievers (168)								
S. No.	District	Category (as on 01 Oct. 2022)		Residual HHs as on 1 Oct. '22	HHs provided with FHTC till 30 June '23	Total Marks	National Rank	State Rank
7	Belagavi	Achievers	*****	3,40,456	2,08,111	122.254	11	1
8	Ramanagara	Achievers	*****	69,087	36,767	106.435	18	2
9	Chamarajanagara	Achievers	*****	63,434	30,161	95.094	24	3
10	Yadgir	Achievers	*****	1,02,411	45,976	89.786	31	4
11	Kodagu	Achievers	*****	38,053	16,986	89.273	32	5
12	Bagalkote	Achievers	*****	90,730	36,746	81.001	36	6
13	Davangere	Achievers	*****	88,923	34,151	76.809	45	7
14	Raichur	Achievers	*****	1,22,169	45,211	74.013	49	8
15	Udupi	Achievers	*****	86,706	30,229	69.728	54	9
16	Ballari	Achievers	*****	1,00,959	30,224	59.873	68	10
17	Shivamogga	Achievers	*****	90,843	26,633	58.635	72	11

Top-10 Ranker

*Rank of districts based on fastest provision (% coverage of residual household) during Oct'22-June'23*

<b>Aspirants (121), Performers (202), Achievers (168)</b>								
S. No.	District	Category (as on 01 Oct. 2022)		Residual HHs as on 1 Oct. '22	HHs provided with FHTC till 30 June' 23	Total Marks	National Rank	State Rank
18	Vijayapura	Achievers	***	2,31,623	64,743	55.904	74	12
19	Mysuru	Achievers	***	2,36,049	54,329	46.032	86	13
20	Chikkamagaluru	Achievers	***	1,05,895	11,893	22.462	143	14
21	Vijayanagara	Performers	**	1,90,281	57,030	59.943	56	1
22	Tumakuru	Performers	**	3,49,827	86,273	49.323	72	2
23	Bidar	Performers	**	1,66,629	40,025	48.041	74	3
24	Kalaburagi	Performers	**	2,36,515	53,244	45.024	80	4
25	Chitradurga	Performers	**	1,92,877	31,692	32.862	111	5
26	Hassan	Performers	**	2,33,766	23,676	20.256	155	6
27	Uttara Kannada	Performers	**	1,57,472	14,134	17.951	162	7
28	Bengaluru Rural	Aspirants	*	1,75,106	70,550	80.580	24	1
29	Chikkaballapur	Aspirants	*	1,92,722	47,197	48.979	64	2
30	Kolar	Aspirants	*	2,11,252	35,175	33.301	85	3
31	Bengaluru Urban	Aspirants	*	2,63,024	32,261	24.531	92	4

**Top-10 Ranker**



Rank of districts based on fastest provision (% coverage of residual household) during Oct'22-June'23

## 11. Kerala

Aspirants (121), Performers (202), Achievers (168)								
S. No.	District	Category (as on 01 Oct. 2022)		Residual HHs as on 1 Oct. '22	HHs provided with FHTC till 30 June '23	Total Marks	National Rank	State Rank
1	Kollam	Achievers	***	2,74,688	68,582	49.934	79	1
2	Ernakulam	Achievers	***	2,62,294	25,060	19.108	151	2
3	Alappuzha	Achievers	***	2,27,850	19,328	16.966	155	3
4	Thiruvananthapuram	Performers	**	3,68,298	79,337	43.083	86	1
5	Palakkad	Performers	**	3,70,818	52,209	28.159	126	2
6	Malappuram	Performers	**	5,19,167	58,006	22.346	144	3
7	Kottayam	Performers	**	3,06,542	29,093	18.981	158	4
8	Kannur	Performers	**	2,38,769	22,521	18.864	160	5
9	Thrissur	Performers	**	3,48,390	28,580	16.407	167	6
10	Wayanad	Performers	**	1,38,469	9,708	14.022	174	7
11	Kozhikode	Performers	**	3,49,826	24,296	13.890	175	8
12	Idukki	Performers	**	1,98,549	12,410	12.501	178	9
13	Pathanamthitta	Performers	**	2,31,771	13,245	11.429	180	10
14	Kasaragod	Performers	**	1,89,078	7,408	7.836	187	11

Rank of districts based on fastest provision (% coverage of residual household) during Oct'22-June'23

### 12. Ladakh

Aspirants (121), Performers (202), Achievers (168)								
S. No.	District	Category (as on 01 Oct. 2022)		Residual HHs as on 1 Oct. '22	HHs provided with FHTC till 30 June' 23	Total Marks	National Rank	State Rank
1	Kargil	Achievers	***	8,139	3,248	79.803	38	1
2	Leh (Ladakh)	Achievers	***	8,913	3,506	78.663	40	2

### 13. Lakshadweep

Aspirants (121), Performers (202), Achievers (168)								
S. No.	District	Category (as on 01 Oct. 2022)		Residual HHs as on 1 Oct. '22	HHs provided with FHTC till 30 June' 23	Total Marks	National Rank	State Rank
1	Lakshadweep District	Aspirants	*	13,370	-	0	121	1



Rank of districts based on fastest provision (% coverage of residual household) during Oct'22-June'23

#### 14. Madhya Pradesh

High Achievers (127) ****								
S. No.	District	Residual HHs as on 1 Oct. '22	HHs provided with FHTC till 31 March '23	Total no. of villages	No. of HGJ certified villages till 30 June '23	Total Marks	National Rank	State Rank
1	Indore	10,602	6,688	607	251	109.202	38	1

Aspirants (121), Performers (202), Achievers (168)								
S. No.	District	Category (as on 01 Oct. 2022)		Residual HHs as on 1 Oct. '22	HHs provided with FHTC till 30 June '23	Total Marks	National Rank	State Rank
2	Niwari	Achievers	****	24,639	24,639	199.992	1	1
3	Khandwa	Achievers	****	90,022	29,489	65.515	57	2
4	Datia	Achievers	****	47,045	10,577	44.965	90	3
5	Dhar	Achievers	****	1,71,987	34,525	40.148	109	4
6	Harda	Achievers	****	46,439	8,749	37.679	111	5
7	Khargone	Achievers	****	1,51,206	27,585	36.487	114	6
8	Betul	Achievers	****	1,05,598	17,959	34.014	122	7
9	Narsinghpur	Achievers	****	98,131	15,489	31.568	127	8
10	Katni	Achievers	****	1,03,425	15,049	29.101	131	9
11	Rajgarh	Achievers	****	1,16,402	15,214	26.140	136	10
12	Ratlam	Achievers	****	1,26,553	16,162	25.542	137	11
13	Balaghat	Achievers	****	1,30,202	14,482	22.245	144	12
14	Barwani	Achievers	****	95,622	2,340	4.894	164	13
15	Agar	Achievers	****	46,770	107	0.458	165	14
16	Bhopal	Performers	**	53,089	13,465	50.725	71	1
17	Gwalior	Performers	**	67,573	16,484	48.788	73	2
18	Hoshangabad	Performers	**	1,03,086	20,583	39.934	96	3
19	Damoh	Performers	**	1,37,882	26,032	37.760	100	4
20	Umariya	Performers	**	60,301	10,444	34.639	104	5
21	Chhindwara	Performers	**	1,86,187	31,748	34.103	106	6

Top-10 Ranker

Rank of districts based on fastest provision (% coverage of residual household) during Oct'22-June'23

Aspirants (121), Performers (202), Achievers (168)								
S. No.	District	Category (as on 01 Oct. 2022)		Residual HHs as on 1 Oct. '22	HHs provided with FHTC till 30 June' 23	Total Marks	National Rank	State Rank
22	Dewas	Performers	***	1,34,945	22,623	33.529	108	7
23	Jhabua	Performers	***	1,28,270	20,776	32.394	113	8
24	Shajapur	Performers	***	1,07,391	17,354	32.319	114	9
25	Sagar	Performers	***	2,48,730	36,238	29.138	123	10
26	Sheopur	Performers	***	95,932	13,184	27.486	129	11
27	Ujjain	Performers	***	1,68,418	21,258	25.244	137	12
28	Seoni	Performers	***	1,54,131	19,336	25.090	138	13
29	Jabalpur	Performers	***	1,45,361	16,153	22.225	145	14
30	Morena	Performers	***	1,85,012	20,525	22.188	146	15
31	Raisen	Performers	***	1,33,868	14,059	21.004	151	16
32	Anuppur	Performers	***	70,712	7,232	20.455	153	17
33	Shahdol	Performers	***	1,32,102	11,602	17.565	164	18
34	Dindori	Performers	***	1,13,588	9,768	17.199	165	19
35	Mandla	Performers	***	1,37,934	11,086	16.074	168	20
36	Tikamgarh	Performers	***	1,48,224	11,713	15.805	169	21
37	Bhind	Performers	***	2,18,153	16,934	15.525	170	22
38	Alirajpur	Performers	***	98,181	6,759	13.768	176	23
39	Vidisha	Performers	***	1,48,478	9,946	13.397	177	24
40	Sidhi	Performers	***	1,48,338	8,255	11.130	181	25
41	Shivpuri	Performers	***	2,30,852	12,481	10.813	183	26
42	Rewa	Performers	***	3,03,226	16,248	10.717	184	27
43	Mandsaur	Performers	***	1,40,563	5,353	7.617	188	28
44	Sehore	Performers	***	1,21,362	4,188	6.902	192	29
45	Guna	Performers	***	1,26,088	1,936	3.071	197	30
46	Ashoknagar	Performers	***	1,03,050	1,506	2.923	198	31
47	Singrouli	Performers	***	1,47,012	977	1.329	200	32
48	Neemuch	Performers	***	72,985	50	0.137	201	33
49	Panna	Aspirants	*	1,70,011	17,217	20.254	95	1
50	Satna	Aspirants	*	3,34,863	28,099	16.782	99	2
51	Chhatarpur	Aspirants	*	2,12,702	11,630	10.936	107	3

Top-10 Ranker



Rank of districts based on fastest provision (% coverage of residual household) during Oct'22-June'23

### 15. Maharashtra

High Achievers (127) *****								
S. No.	District	Residual HHs as on 1 Oct. '22	HHs provided with FHTC till 30 June' 23	Total no. of villages	No. of HGJ certified villages till 30 June' 23	Total Marks	National Rank	State Rank
1	Nagpur	39,517	19,419	1,518	56	79.3612	52	1
2	Satara	1,40,221	66,539	1,738	55	76.557	53	2
3	Amravati	71,612	33,619	1,588	63	75.907	54	3
4	Jalna	1,496	692	951	57	75.209	56	4
5	Kolhapur	1,31,592	54,879	1,185	31	67.249	61	5
6	Buldana	81,442	33,910	1,247	33	67.149	62	6
7	Solapur	97,617	36,197	1,126	25	59.772	67	7
8	Dhule	13,725	4,695	673	34	55.739	73	8
9	Latur	53,332	14,422	922	72	44.829	81	9
10	Wardha	18,004	3,441	881	32	31.306	88	10
11	Raigad	1,23,980	19,743	1,831	40	25.916	93	11
12	Osmanabad	65,958	9,551	720	60	24.835	94	12
13	Nashik	1,65,414	17,251	1,911	125	17.995	98	13

Aspirants (121), Performers (202), Achievers (168)								
S. No.	District	Category (as on 01 Oct. 2022)		Residual HHs as on 1 Oct. '22	HHs provided with FHTC till 30 June' 23	Total Marks	National Rank	State Rank
14	Sangli	Achievers	***	1,58,430	71,777	90.610	29	1
15	Sindhudurg	Achievers	***	67,592	26,116	77.275	44	2
16	Akola	Achievers	***	73,399	27,477	74.869	47	3
17	Chandrapur	Achievers	***	1,92,887	69,667	72.236	52	4
18	Gadchiroli	Achievers	***	95,434	30,035	62.944	63	5

Top-10 Ranker

Rank of districts based on fastest provision (% coverage of residual household) during Oct'22-June'23

Aspirants (121), Performers (202), Achievers (168)								
S. No.	District	Category (as on 01 Oct. 2022)		Residual HHs as on 1 Oct. '22	HHs provided with FHTC till 30 June '23	Total Marks	National Rank	State Rank
19	Washim	Achievers	***	72,890	22,117	60.686	67	6
20	Bhandara	Achievers	***	97,086	24,467	50.403	77	7
21	Yavatmal	Achievers	***	2,09,350	47,742	45.610	88	8
22	Aurangabad	Achievers	***	1,62,464	36,165	44.521	91	9
23	Ratnagiri	Achievers	***	1,70,410	35,366	41.507	106	10
24	Thane	Achievers	***	1,17,741	21,229	36.060	116	11
25	Hingoli	Achievers	***	72,439	12,631	34.873	118	12
26	Parbhani	Achievers	***	1,28,475	21,741	33.845	123	13
27	Pune	Achievers	***	2,94,470	45,500	30.903	128	14
28	Ahmednagar	Achievers	***	2,60,541	38,677	29.690	129	15
29	Gondia	Achievers	***	1,23,010	16,299	26.500	135	16
30	Nanded	Achievers	***	2,22,147	28,325	25.501	138	17
31	Beed	Performers	**	2,50,126	35,443	28.340	125	1
32	Nandurbar	Performers	**	2,33,824	7,258	6.208	194	2
33	Palghar	Performers	**	2,96,561	4,265	2.876	199	3





Rank of districts based on fastest provision (% coverage of residual household) during Oct'22-June'23

## 16. Manipur

High Achievers (127) ****								
S. No.	District	Residual HHs as on 1 Oct. '22	HHs provided with FHTC till 30 June' 23	Total no. of villages	No. of HGJ certified villages till 30 June' 23	Total Marks	National Rank	State Rank
1	Tengnoupal	2,856	702	165	19	41.631	84	1
2	Churachandpur	7,595	1,275	524	51	28.802	91	2
3	Kangpokpi	5,300	448	533	115	17.839	100	3
4	Kakching	3,016	168	28	1	9.627	104	4
5	Thoubal	8,378	390	60	4	8.781	105	5

Aspirants (121), Performers (202), Achievers (168)								
S. No.	District	Category (as on 01 Oct. 2022)		Residual HHs as on 1 Oct. '22	HHs provided with FHTC till 30 June' 23	Total Marks	National Rank	State Rank
6	Imphal East	Achievers	***	20,117	3,364	33.443	125	1
7	Noney	Achievers	***	3,354	368	21.944	145	2
8	Bishnupur	Achievers	***	11,674	1,190	20.387	147	3
9	Ukhrul	Achievers	***	8,496	846	19.915	148	4
10	Tamenglong	Achievers	***	4,325	428	19.787	149	5
11	Senapati	Achievers	***	11,861	874	14.736	157	6
12	Imphal West	Achievers	***	12,257	604	9.855	159	7
13	Kamjong	Achievers	***	3,263	137	8.395	160	8
14	Chandel	Achievers	***	5,532	201	7.267	162	9
15	Pherzawl	Achievers	***	3,991	114	5.711	163	10
16	Jiribam	Performers	**	4,721	169	7.158	191	1

Top-10 Ranker

Rank of districts based on fastest provision (% coverage of residual household) during Oct'22-June'23

### 17. Meghalaya

Aspirants (121), Performers (202), Achievers (168)								
S. No.	District	Category (as on 01 Oct. 2022)		Residual HHs as on 1 Oct. '22	HHs provided with FHTC till 30 June' 23	Total Marks	National Rank	State Rank
1	East Garo Hills	Achievers	***	14,151	4,347	61.433	65	1
2	Ri Bhoi	Achievers	***	31,339	7,445	47.511	83	2
3	South West Garo Hills	Achievers	***	16,188	3,502	43.267	98	3
4	North Garo Hills	Performers	**	26,109	10,295	78.859	28	1
5	Eastern West Khasi Hills	Performers	**	20,422	6,833	66.918	43	2
6	South Garo Hills	Performers	**	25,378	8,405	66.239	45	3
7	West Khasi Hills	Performers	**	24,643	7,444	60.412	53	4
8	South West Khasi Hills	Performers	**	12,630	2,745	43.468	85	5
9	West Garo Hills	Performers	**	67,719	11,992	35.416	102	6
10	East Jaintia Hills	Performers	**	19,119	3,099	32.416	112	7
11	East Khasi Hills	Performers	**	98,352	13,424	27.298	130	8
12	West Jaintia Hills	Performers	**	37,919	4,101	21.630	148	9



Rank of districts based on fastest provision (% coverage of residual household) during Oct'22-June'23

### 18. Mizoram

High Achievers (127) *****								
S. No.	District	Residual HHs as on 1 Oct. '22	HHs provided with FHTC till 30 June' 23	Total no. of villages	No. of HGJ certified villages till 30 June' 23	Total Marks	National Rank	State Rank
1	Kolasib	539	282	34	15	92.379	47	1
2	Serchhip	828	285	34	13	62.719	66	2

Aspirants (121), Performers (202), Achievers (168)								
S. No.	District	Category (as on 01 Oct. 2022)		Residual HHs as on 1 Oct. '22	HHs provided with FHTC till 30 June' 23	Total Marks	National Rank	State Rank
3	Mamit	Achievers	*****	6,699	4,801	143.313	7	1
4	Saiha	Achievers	*****	3,957	2,553	129.005	8	2
5	Lawngtlai	Achievers	*****	12,062	6,100	101.144	23	3
6	Champhai	Achievers	*****	-	-	0	166	4
7	Aizawl	Achievers	*****	677	-	0	166	4
8	Lunglei	Achievers	*****	1,254	-	0	166	4

Rank of districts based on fastest provision (% coverage of residual household) during Oct'22-June'23

### 19. Nagaland

Aspirants (121), Performers (202), Achievers (168)								
S. No.	District	Category (as on 01 Oct. 2022)		Residual HHs as on 1 Oct. '22	HHs provided with FHTC till 30 June' 23	Total Marks	National Rank	State Rank
1	Zunheboto	Achievers	***	15,280	9,209	120.537	12	1
2	Longleng	Achievers	***	5,295	2,751	103.89	21	2
3	Kiphire	Achievers	***	4,117	1,919	93.201	26	3
4	Phek	Achievers	***	14,225	5,325	74.863	48	4
5	Tuensang	Achievers	***	16,391	3,696	45.095	89	5
6	Kohima	Achievers	***	19,938	4,294	43.074	101	6
7	Wokha	Achievers	***	6,293	1,168	37.115	113	7
8	Mon	Performers	**	34,897	19,658	112.660	11	1
9	Dimapur	Performers	**	34,357	17,501	101.874	14	2
10	Peren	Performers	**	9,582	3,395	70.862	38	3
11	Mokokchung	Performers	**	18,405	5,988	65.066	47	4



Rank of districts based on fastest provision (% coverage of residual household) during Oct'22-June'23

## 20. Odisha

High Achievers (127) *****								
S. No.	District	Residual HHs as on 1 Oct. '22	HHs provided with FHTC till 30 June' 23	Total no. of villages	No. of HGI certified villages till 30 June' 23	Total Marks	National Rank	State Rank
1	Nuapada	7,835	4,771	644	-	97.417	41	1
2	Kendujhar	43,364	26,401	2,049	-	97.411	42	2
3	Bhadrak	60,187	15,275	1,225	-	40.606	86	3

Aspirants (121), Performers (202), Achievers (168)								
S. No.	District	Category (as on 01 Oct. 2022)		Residual HHs as on 1 Oct. '22	HHs provided with FHTC till 30 June' 23	Total Marks	National Rank	State Rank
4	Jharsuguda	Achievers	*****	37,775	15,298	80.993	37	1
5	Boudh	Achievers	*****	30,174	9,229	61.172	66	2
6	Kendrapara	Achievers	*****	1,38,318	41,337	59.771	69	3
7	Nabarangapur	Achievers	*****	1,45,574	43,300	59.489	70	4
8	Balasore	Achievers	*****	2,71,877	75,303	55.395	75	5
9	Deogarh	Achievers	*****	22,079	4,860	44.022	93	6
10	Dhenkanal	Achievers	*****	86,240	18,965	43.982	94	7
11	Bargarh	Achievers	*****	1,55,481	34,159	43.940	95	8
12	Khordha	Achievers	*****	1,18,393	25,574	43.202	99	9
13	Ganjam	Achievers	*****	3,33,031	70,096	42.096	104	10
14	Puri	Achievers	*****	1,40,516	19,907	28.334	132	11
15	Jajpur	Achievers	*****	1,94,333	27,298	28.094	133	12
16	Angul	Achievers	*****	1,16,725	9,227	15.810	156	13
17	Subarnapur	Achievers	*****	62,961	3,281	10.422	158	14

Top-10 Ranker

Rank of districts based on fastest provision (% coverage of residual household) during Oct'22-June'23

Aspirants (121), Performers (202), Achievers (168)								
S. No.	District	Category (as on 01 Oct. 2022)		Residual HHs as on 1 Oct. '22	HHs provided with FHTC till 30 June' 23	Total Marks	National Rank	State Rank
18	Sundargarh	Performers	**	1,83,273	65,109	71.051	36	1
19	Rayagada	Performers	**	1,49,427	38,710	51.811	69	2
20	Kandhamal	Performers	**	1,06,361	25,047	47.098	76	3
21	Kalahandi	Performers	**	2,28,822	51,667	45.159	79	4
22	Cuttack	Performers	**	2,38,088	44,889	37.708	101	5
23	Gajapati	Performers	**	80,445	12,255	30.468	119	6
24	Sambalpur	Performers	**	1,07,134	15,052	28.099	127	7
25	Koraput	Performers	**	1,83,549	24,683	26.895	132	8
26	Mayurbhanj	Performers	**	3,46,380	37,416	21.604	150	9
27	Balangir	Performers	**	2,61,562	25,172	19.247	157	10
28	Jagatsinghpur	Performers	**	1,47,260	13,552	18.405	161	11
29	Nayagarh	Performers	**	1,38,604	11,480	16.565	166	12
30	Malkangiri	Performers	**	83,399	4,979	11.940	179	13



Rank of districts based on fastest provision (% coverage of residual household) during Oct'22-June'23

## 21. Punjab

High Achievers (127) ****								
S. No.	District	Residual HHs as on 1 Oct. '22	HHs provided with FHTC till 30 June '23	Total no. of villages	No. of HGJ certified villages till 30 June '23	Total Marks	National Rank	State Rank
1	Amritsar	940	940	696	696	180	1	1
2	Fazilka	892	892	294	294	180	1	1
3	Ferozepur	172	172	648	648	180	1	1

## 22. Rajasthan

Aspirants (121), Performers (202), Achievers (168)								
S. No.	District	Category (as on 01 Oct. 2022)		Residual HHs as on 1 Oct. '22	HHs provided with FHTC till 31 March '23	Total Marks	National Rank	State Rank
1	Nagaur	Achievers	***	3,12,753	71,446	45.688	87	1
2	Rajsamand	Achievers	***	1,08,113	12,300	22.754	142	2
3	Jhalawar	Performers	**	1,74,508	71,949	82.459	27	1
4	Bhilwara	Performers	**	2,70,008	1,03,307	76.521	34	2
5	Jaipur	Performers	**	4,09,399	1,22,539	59.863	57	3
6	Pali	Performers	**	2,42,603	72,415	59.698	58	4
7	Churu	Performers	**	1,96,419	58,398	59.462	60	5
8	Ganganagar	Performers	**	1,59,962	44,932	56.178	64	6
9	Hanumangarh	Performers	**	1,57,219	43,546	55.395	66	7
10	Bikaner	Performers	**	2,32,213	63,740	54.898	67	8
11	Jodhpur	Performers	**	3,27,779	67,238	41.026	92	9

Top-10 Ranker

Rank of districts based on fastest provision (% coverage of residual household) during Oct'22-June'23

Aspirants (121), Performers (202), Achievers (168)								
S. No.	District	Category (as on 01 Oct. 2022)		Residual HHs as on 1 Oct. '22	HHs provided with FHTC till 31 March '23	Total Marks	National Rank	State Rank
12	Jhunjhunun	Performers	**	2,53,393	48,856	38.561	98	10
13	Sikar	Performers	**	2,65,744	46,662	35.118	103	11
14	Sirohi	Performers	**	1,29,898	22,036	33.928	107	12
15	Ajmer	Performers	**	2,36,163	33,823	28.644	124	13
16	Sawai Madhopur	Performers	**	1,49,988	20,382	27.178	131	14
17	Bundi	Performers	**	1,40,119	15,201	21.697	147	15
18	Jalor	Performers	**	2,79,148	30,154	21.604	149	16
19	Dausa	Aspirants	*	2,22,905	50,193	45.035	67	1
20	Karauli	Aspirants	*	1,76,754	36,790	41.629	72	2
21	Tonk	Aspirants	*	1,77,949	36,543	41.071	73	3
22	Kota	Aspirants	*	1,29,422	25,856	39.956	75	4
23	Alwar	Aspirants	*	4,49,229	77,030	34.294	83	5
24	Dhaulpur	Aspirants	*	1,60,825	26,856	33.398	84	6
25	Bharatpur	Aspirants	*	3,45,588	49,710	28.768	88	7
26	Baran	Aspirants	*	1,76,513	25,299	28.665	89	8
27	Jaisalmer	Aspirants	*	1,18,797	16,423	27.649	90	9
28	Barmer	Aspirants	*	4,06,754	49,985	24.578	91	10
29	Dungarpur	Aspirants	*	2,73,761	23,935	17.486	98	11
30	Pratapgarh	Aspirants	*	1,46,999	9,291	12.641	103	12
31	Udaipur	Aspirants	*	4,78,302	28,246	11.811	105	13
32	Banswara	Aspirants	*	3,41,230	17,776	10.419	108	14
33	Chittaurgarh	Aspirants	*	2,27,853	8,478	7.442	117	15

Top-10 Ranker





Rank of districts based on fastest provision (% coverage of residual household) during Oct'22-June'23

### 23. Sikkim

High Achievers (127) ****								
S. No.	District	Residual HHs as on 1 Oct. '22	HHs provided with FHTC till 31 March ' 23	Total no. of villages	No. of HGJ certified villages till 31 March' 23	Total Marks	National Rank	State Rank
1	Mangan	2,749	1,971	57	21	122.04	30	1
2	Soreng	3,806	804	51	-	33.80	87	2

Aspirants (121), Performers (202), Achievers (168)								
S. No.	District	Category (as on 01 Oct. 2022)		Residual HHs as on 1 Oct. '22	HHs provided with FHTC till 31 March ' 23	Total Marks	National Rank	State Rank
3	Gangtok	Achievers	***	6,873	5,568	162.002	3	1
4	Pakyong	Achievers	***	8,471	4,618	109.018	16	2
5	Gyalshing	Achievers	***	5,916	3,041	102.806	22	3
6	Namchi	Achievers	***	12,341	5,617	91.023	28	4

Rank of districts based on fastest provision (% coverage of residual household) during Oct'22-June'23

**24. Tamil Nadu**

High Achievers (127) ****								
S. No.	District	Residual HHs as on 1 Oct. '22	HHs provided with FHTC till 31 March '23	Total no. of villages	No. of HGI certified villages till 31 March '23	Total Marks	National Rank	State Rank
1	Ranipet	2,565	2,565	288	252	177.44	4	1
2	Vellore	50,034	50,034	247	39	163.16	16	2
3	Kanniyakumari	36,118	35,948	95	12	161.77	18	3
4	Tiruvallur	1,13,788	99,275	526	30	140.73	27	4
5	Coimbatore	88,765	44,010	228	25	81.52	50	5
6	Tiruchirappalli	1,08,992	36,992	404	81	58.31	69	6

Aspirants (121), Performers (202), Achievers (168)								
S. No.	District	Category (as on 01 Oct. 2022)		Residual HHs as on 1 Oct. '22	HHs provided with FHTC till 31 March ' 23	Total Marks	National Rank	State Rank
7	Mayiladuthurai	Achievers	****	1,00,787	75,755	150.33	4	1
8	Tiruvannamalai	Achievers	****	2,40,910	1,76,293	146.36	6	2
9	Theni	Achievers	****	53,721	33,763	125.70	10	3
10	Namakkal	Achievers	****	89,931	52,606	116.99	13	4
11	Thanjavur	Achievers	****	1,10,060	57,287	104.10	20	5
12	Salem	Achievers	****	3,08,662	1,41,769	91.86	27	6
13	Chengalpattu	Achievers	****	1,09,783	47,858	87.19	33	7
14	Karur	Achievers	****	79,461	30,807	77.54	43	8
15	Ariyalur	Achievers	****	84,536	31,763	75.15	46	9
16	Erode	Achievers	****	1,72,495	55,333	64.16	60	10
17	Tirupathur	Achievers	****	1,04,093	26,217	50.37	78	11
18	Madurai	Achievers	****	2,24,409	53,587	47.76	82	12
19	Tirunelveli	Achievers	****	1,39,697	32,677	46.78	85	13

Top-10 Ranker



Rank of districts based on fastest provision (% coverage of residual household) during Oct'22-June'23

Aspirants (121), Performers (202), Achievers (168)								
S. No.	District	Category (as on 01 Oct. 2022)		Residual HHs as on 1 Oct. '22	HHs provided with FHTC till 31 March '23	Total Marks	National Rank	State Rank
20	Dindigul	Achievers	***	2,29,448	48,707	42.46	102	14
21	Tiruvavur	Achievers	***	1,30,372	26,763	41.06	108	15
22	Tiruppur	Achievers	***	1,29,999	22,618	34.80	120	16
23	Thoothukudi	Achievers	***	1,82,028	19,332	21.24	146	17
24	Tenkasi	Achievers	***	1,53,973	15,201	19.74	150	18
25	Nilgiris	Performers	**	52,785	30,016	113.73	10	1
26	Cuddalore	Performers	**	2,62,513	1,27,147	96.87	16	2
27	Villupuram	Performers	**	2,75,457	86,279	62.64	51	3
28	Perambalur	Performers	**	91,436	25,977	56.82	62	4
29	Krishnagiri	Performers	**	2,51,137	51,908	41.34	91	5
30	Kallakurichi	Performers	**	1,80,060	27,433	30.47	118	6
31	Virudhunagar	Performers	**	3,25,833	43,657	26.80	133	7
32	Pudukkottai	Performers	**	2,23,031	27,752	24.89	139	8
33	Sivaganga	Performers	**	2,26,143	27,425	24.25	140	9
34	Dharmapuri	Aspirants	*	2,87,218	50,454	35.13	82	1
35	Nagapattinam	Aspirants	*	1,48,086	11,022	14.89	100	2
36	Ramanathapuram	Aspirants	*	2,60,031	7,894	6.07	118	3

Rank of districts based on fastest provision (% coverage of residual household) during Oct'22-June'23

## 25. Tripura

Aspirants (121), Performers (202), Achievers (168)								
S. No.	District	Category (as on 01 Oct. 2022)		Residual HHs as on 1 Oct. '22	HHs provided with FHTC till 31 March ' 23	Total Marks	National Rank	State Rank
1	Unakoti	Achievers	***	18,945	6,288	66.38	56	1
2	West Tripura	Achievers	***	36,009	11,409	63.37	62	2
3	Gomati	Achievers	***	47,749	10,378	43.47	97	3
4	North Tripura	Achievers	***	29,728	6,416	43.16	100	4
5	Khowai	Achievers	***	33,802	5,425	32.10	126	5
6	South Tripura	Performers	**	54,324	11,978	44.10	82	1
7	Dhalai	Performers	**	52,028	11,070	42.55	87	2
8	Sepahijala	Performers	**	68,098	11,793	34.64	105	3



Rank of districts based on fastest provision (% coverage of residual household) during Oct'22-June'23

## 26. Uttar Pradesh

Aspirants (121), Performers (202), Achievers (168)								
S. No.	District	Category (as on 01 Oct. 2022)		Residual HHs as on 1 Oct. '22	HHs provided with FHTC till 31 March '23	Total Marks	National Rank	State Rank
1	Mahoba	Performers	**	91,088	80,250	176.20	1	1
2	Deoria	Performers	**	3,18,497	2,18,463	137.18	2	2
3	Baghpat	Performers	**	84,034	55,801	132.81	3	3
4	Meerut	Performers	**	1,99,492	1,31,884	132.22	4	4
5	Shamli	Performers	**	98,742	62,028	125.64	5	5
6	Hapur	Performers	**	1,10,415	66,878	121.14	6	6
7	Ghaziabad	Performers	**	99,796	57,910	116.06	7	7
8	Gorakhpur	Performers	**	3,76,143	2,15,781	114.73	8	8
9	Varanasi	Performers	**	2,45,157	1,40,419	114.55	9	9
10	Hamirpur	Performers	**	1,39,831	77,912	111.44	12	10
11	Chandauli	Performers	**	2,04,587	1,06,594	104.20	13	11
12	Kannauj	Performers	**	1,71,216	82,359	96.20	18	12
13	Bahraich	Performers	**	4,08,217	1,95,925	95.99	19	13
14	Muzaffarnagar	Performers	**	2,42,527	1,11,384	91.85	23	14
15	Farrukhabad	Performers	**	1,71,213	74,142	86.61	26	15
16	Etawah	Performers	**	1,81,998	56,462	62.05	52	16
17	Kushi Nagar	Performers	**	4,23,235	1,07,952	51.01	70	17
18	Jhansi	Aspirants	*	2,07,993	1,73,147	166.49	1	1
19	Banda	Aspirants	*	2,23,110	1,84,415	165.31	2	2
20	Lalitpur	Aspirants	*	1,58,782	1,30,295	164.12	3	3
21	Mirzapur	Aspirants	*	2,80,874	2,28,878	162.98	4	4
22	Chitrakoot	Aspirants	*	1,38,149	1,09,531	158.57	5	5
23	Gautam Buddha Nagar	Aspirants	*	32,811	24,379	148.60	6	6
24	Jalaun	Aspirants	*	1,72,690	1,25,051	144.83	7	7
25	Shahjahanpur	Aspirants	*	3,89,319	2,79,172	143.42	8	8
26	Pilibhit	Aspirants	*	2,45,182	1,67,060	136.27	9	9
27	Bareilly	Aspirants	*	4,38,394	2,78,112	126.88	10	10

Top-10 Ranker

Rank of districts based on fastest provision (% coverage of residual household) during Oct'22-June'23

Aspirants (121), Performers (202), Achievers (168)								
S. No.	District	Category (as on 01 Oct. 2022)		Residual HHs as on 1 Oct. '22	HHs provided with FHTC till 31 March '23	Total Marks	National Rank	State Rank
28	Bulandshahr	Aspirants	*	3,64,665	2,16,245	118.60	11	11
29	Budaun	Aspirants	*	3,62,346	2,07,884	114.74	12	12
30	Kasganj	Aspirants	*	1,62,466	92,370	113.71	13	13
31	Kanpur Dehat	Aspirants	*	2,35,718	1,34,015	113.71	14	14
32	Lucknow	Aspirants	*	2,07,454	1,08,104	104.22	15	15
33	Sant Ravidas Nagar	Aspirants	*	2,07,147	1,04,486	100.88	17	16
34	Sonbhadra	Aspirants	*	2,60,334	1,22,367	94.01	18	17
35	Shravasti	Aspirants	*	1,63,402	75,925	92.93	19	18
36	Mainpuri	Aspirants	*	2,28,035	97,930	85.89	20	19
37	Auraiya	Aspirants	*	1,72,246	73,427	85.26	21	20
38	Amethi	Aspirants	*	2,86,275	1,17,471	82.07	22	21
39	Amroha	Aspirants	*	2,60,398	1,05,887	81.33	23	22
40	Sambhal	Aspirants	*	3,01,403	1,14,498	75.98	25	23
41	Etah	Aspirants	*	2,02,241	76,662	75.81	26	24
42	Sitapur	Aspirants	*	6,63,937	2,50,312	75.40	27	25
43	Bijnor	Aspirants	*	4,38,226	1,63,249	74.50	28	26
44	Basti	Aspirants	*	3,11,870	1,15,702	74.20	29	27
45	Moradabad	Aspirants	*	3,14,520	1,15,436	73.40	30	28
46	Sant Kabeer Nagar	Aspirants	*	1,90,143	68,425	71.97	31	29
47	Ayodhya	Aspirants	*	3,26,924	1,17,066	71.62	32	30
48	Rampur	Aspirants	*	2,75,383	96,635	70.18	33	31
49	Balrampur	Aspirants	*	2,69,035	93,596	69.58	34	32
50	Kaushambi	Aspirants	*	2,34,438	78,480	66.95	36	33
51	Gonda	Aspirants	*	4,36,771	1,42,677	65.33	37	34
52	Kanpur Nagar	Aspirants	*	2,35,378	75,348	64.02	38	35
53	Lakhimpur Kheri	Aspirants	*	5,31,159	1,67,055	62.90	39	36
54	Rae Bareli	Aspirants	*	4,34,332	1,36,483	62.85	40	37
55	Prayagraj	Aspirants	*	5,36,926	1,65,397	61.61	41	38

Top-10 Ranker



Rank of districts based on fastest provision (% coverage of residual household) during Oct'22-June'23

Aspirants (121), Performers (202), Achievers (168)								
S. No.	District	Category (as on 01 Oct. 2022)		Residual HHs as on 1 Oct. '22	HHs provided with FHTC till 31 March '23	Total Marks	National Rank	State Rank
56	Hathras	Aspirants	*	1,79,868	54,216	60.28	42	39
57	Maharajganj	Aspirants	*	3,62,161	1,06,276	58.69	44	40
58	Mau	Aspirants	*	2,40,013	70,338	58.61	46	41
59	Fatehpur	Aspirants	*	3,58,193	1,03,910	58.02	48	42
60	Saharanpur	Aspirants	*	3,57,625	1,02,486	57.31	51	43
61	Jaunpur	Aspirants	*	5,54,332	1,57,834	56.95	52	44
62	Siddharth Nagar	Aspirants	*	3,35,271	94,710	56.50	53	45
63	Hardoi	Aspirants	*	5,64,417	1,59,369	56.47	54	46
64	Ambedkar Nagar	Aspirants	*	2,93,451	81,278	55.39	55	47
65	Pratapgarh	Aspirants	*	4,52,547	1,20,263	53.15	56	48
66	Sultanpur	Aspirants	*	3,49,455	92,671	53.04	58	49
67	Ghazipur	Aspirants	*	4,06,987	1,03,779	51.00	61	50
68	Aligarh	Aspirants	*	3,82,603	96,246	50.31	63	51
69	Barabanki	Aspirants	*	4,48,337	95,734	42.71	70	52
70	Azamgarh	Aspirants	*	5,80,493	1,14,387	39.41	76	53
71	Agra	Aspirants	*	3,16,051	17,764	11.24	106	54
72	Mathura	Aspirants	*	2,46,338	11,700	9.50	111	55
73	Ballia	Aspirants	*	3,43,498	13,974	8.14	114	56
74	Firozabad	Aspirants	*	2,18,804	8,518	7.79	116	57
75	Unnao	Aspirants	*	4,48,268	9,024	4.03	119	58

Rank of districts based on fastest provision (% coverage of residual household) during Oct'22-June'23

## 27. Uttarakhand

High Achievers (127) *****								
S. No.	District	Residual HHs as on 1 Oct. '22	HHs provided with FHTC till 31 March ' 23	Total no. of villages	No. of HGJ certified villages till 31 March ' 23	Total Marks	National Rank	State Rank
1	Dehradun	6,735	4,695	638	36	112.65	35	1
2	Uttarkashi	14,013	5,889	664	4	67.36	60	2
3	Pithoragarh	23,265	5,881	1,543	41	40.98	85	3
4	Bageshwar	5,442	610	825	11	18.20	97	4
5	Chamoli	5,433	607	1,116	-	17.87	99	5

Aspirants (121), Performers (202), Achievers (168)								
S. No.	District	Category (as on 01 Oct. 2022)		Residual HHs as on 1 Oct. '22	HHs provided with FHTC till 31 March ' 23	Total Marks	National Rank	State Rank
6	Tehri Garhwal	Achievers	*****	37,902	17,108	90.27	30	1
7	Pauri Garhwal	Achievers	*****	39,892	15,735	78.89	39	2
8	Champawat	Achievers	*****	13,550	5,322	78.55	41	3
9	Rudraprayag	Achievers	*****	14,237	3,458	48.57	81	4
10	Almora	Achievers	*****	58,470	12,401	42.42	103	5
11	Nainital	Achievers	*****	46,335	6,453	27.85	134	6
12	Hardwar	Performers	***	1,33,487	63,924	95.77	20	1
13	Udham Singh Nagar	Performers	**	1,03,912	31,342	60.32	54	2





Rank of districts based on fastest provision (% coverage of residual household) during Oct'22-June'23

## 28. West Bengal

Aspirants (121), Performers (202), Achievers (168)								
S. No.	District	Category (as on 01 Oct. 2022)		Residual HHs as on 1 Oct. '22	HHs provided with FHTC till 31 March '23	Total Marks	National Rank	State Rank
1	Nadia	Achievers	***	6,60,129	1,91,392	57.99	73	1
2	Paschim Bardhaman	Performers	**	1,88,839	38,282	40.54	94	1
3	North 24 Paraganas	Performers	**	11,70,923	2,35,756	40.27	95	2
4	Hooghly	Performers	**	7,28,385	1,16,535	32.00	116	3
5	Purba Bardhaman	Performers	**	7,77,010	1,04,089	26.79	134	4
6	Purba Medinipur	Performers	**	9,12,530	1,17,120	25.67	136	5
7	Dakshin Dinajpur	Performers	**	2,50,017	29,717	23.77	141	6
8	Birbhum	Performers	**	6,67,421	76,488	22.92	142	7
9	Howrah	Performers	**	5,73,110	59,244	20.67	152	8
10	Alipurduar	Performers	**	2,18,231	22,233	20.38	154	9
11	Bankura	Performers	**	4,21,428	37,602	17.85	163	10
12	Jalpaiguri	Performers	**	3,00,462	22,307	14.85	172	11
13	Maldah	Performers	**	7,32,074	27,730	7.58	189	12
14	Murshidabad	Performers	**	13,15,712	47,189	7.17	190	13
15	Uttar Dinajpur	Performers	**	5,17,477	15,386	5.95	195	14
16	Kalimpong	Aspirants	*	53,941	9,577	35.51	81	1
17	Coochbehar	Aspirants	*	5,80,385	89,433	30.82	86	2
18	Jhargram	Aspirants	*	2,37,779	26,829	22.57	93	3
19	Darjeeling	Aspirants	*	2,68,156	18,949	14.13	101	4
20	Paschim Medinipur	Aspirants	*	9,25,893	46,980	10.15	109	5
21	Purulia	Aspirants	*	4,87,282	22,699	9.32	112	6
22	South 24 Paraganas	Aspirants	*	15,88,505	64,112	8.07	115	7

## Annex-III: Districts graduating to higher category during June'23

S.No	State Name	District Name	Category	Previous Category	FHTC (in %) as on [01 June 2023]	FHTC (in %) as on [30 June 2023]
Graduating to Performers [Tap connection coverage (25-50%)]						
1	Uttar Pradesh	Azamgarh	Performers	Aspirants	25	27.6
2	Madhya Pradesh	Satna	Performers	Aspirants	26	26.76
3	West Bengal	Darjeeling	Performers	Aspirants	25	25.09
Graduating to Achievers [Tap connection coverage (50-75%)]						
1	Uttar Pradesh	Mainpuri	Achievers	Performers	51	54.36
2	Uttar Pradesh	Auraiya	Achievers	Performers	54	57.99
3	Uttar Pradesh	Etah	Achievers	Performers	51	53.82
4	Tamil Nadu	Krishnagiri	Achievers	Performers	51	52.9
5	Chhattisgarh	Mahasamund	Achievers	Performers	51	54.55
6	Chhattisgarh	Janjgir-champa	Achievers	Performers	55	58.12
7	Chhattisgarh	Kondagaon	Achievers	Performers	52	55.94
8	Chhattisgarh	Bijapur	Achievers	Performers	51	53.89
9	Jammu & Kashmir	Udhampur	Achievers	Performers	50	50.35
10	Assam	Dhemaji	Achievers	Performers	50	51.29
11	Jammu & Kashmir	Ramban	Achievers	Performers	51	51.79
12	Madhya Pradesh	Damoh	Achievers	Performers	51	52.49
13	Madhya Pradesh	Shajapur	Achievers	Performers	50	50.79
14	Madhya Pradesh	Sheopur	Achievers	Performers	50	50.66
15	Madhya Pradesh	Mandsaur	Achievers	Performers	50	50.63
16	Madhya Pradesh	Anuppur	Achievers	Performers	50	51.11
Graduating to High Achievers [Tap connection coverage (75-100%)]						
1	Tamil Nadu	Nilgiris	High Achievers	Achievers	76	79.69
2	Uttar Pradesh	Hapur	High Achievers	Achievers	75	77.56
3	Uttar Pradesh	Meerut	High Achievers	Achievers	78	80.17
4	Nagaland	Longleng	High Achievers	Achievers	79	80.13
5	Uttar Pradesh	Gautam Buddha Nagar	High Achievers	Achievers	80	83.6
6	Uttar Pradesh	Shamli	High Achievers	Achievers	77	80.51

*Districts graduating to higher category during June'23*

S.No	State Name	District Name	Category	Previous Category	FHTC (in %) as on [01 May 2023]	FHTC (in %) as on [30 May 2023]
7	Ladakh	Leh (Ladakh)	High Achievers	Achievers	76	78.69
8	Uttar Pradesh	Deoria	High Achievers	Achievers	77	79.86
9	Uttar Pradesh	Jalaun	High Achievers	Achievers	77	78.37
10	Nagaland	Zunheboto	High Achievers	Achievers	81	83.08
11	Arunachal Pradesh	Lower Subansiri	High Achievers	Achievers	77	79.23
12	Jammu & Kashmir	Shopian	High Achievers	Achievers	76	76.65
13	Andhra Pradesh	Konaseema	High Achievers	Achievers	75	75.07
14	Odisha	Jharsuguda	High Achievers	Achievers	75	76.65
15	Odisha	Dhenkanal	High Achievers	Achievers	75	75.21
Graduating to Front runners [Tap connection coverage (100%)]						
1	Himachal Pradesh	Hamirpur	Front Runners	High Achievers	100	100
2	Madhya Pradesh	Niwari	Front Runners	High Achievers	100	100
3	Tamil Nadu	Vellore	Front Runners	High Achievers	100	100
4	Bihar	Jehanabad	Front Runners	High Achievers	100	100

## Annex-IV: Districts where zero tap connection provided during June'23

S. No.	State /UT	District	S. No.	State /UT	District
1	Andhra Pradesh	Chittoor	21	Bihar	Samastipur
2	Andhra Pradesh	Parvathipuram Manyam	22	Bihar	Saran
3	Andhra Pradesh	Y.S.R.	23	Bihar	Sheohar
4	Arunachal Pradesh	East Siang	24	Bihar	Supaul
5	Arunachal Pradesh	Kra Daadi	25	Karnataka	Ballari
6	Arunachal Pradesh	Kurung Kumey	26	Karnataka	Bengaluru Urban
7	Arunachal Pradesh	Pakke Kesang	27	Karnataka	Chikkaballapur
8	Arunachal Pradesh	Upper Subansiri	28	Karnataka	Dharwad
9	Bihar	Bhojpur	29	Madhya Pradesh	Agar
10	Bihar	Buxar	30	Manipur	Chandel
11	Bihar	Darbhanga	31	Manipur	Churachandpur
12	Bihar	Gaya	32	Manipur	Kangpokpi
13	Bihar	Gopalganj	33	Manipur	Pherzawl
14	Bihar	Kaimur (Bhabua)	34	Manipur	Senapati
15	Bihar	Lakhisarai	35	Manipur	Tengnoupal
16	Bihar	Madhubani	36	Manipur	Ukhrul
17	Bihar	Nawada	37	Mizoram	Aizawl
18	Bihar	Pashchim Champaran	38	Mizoram	Kolasib
25	Bihar	Patna	39	Uttarakhand	Bageshwar
20	Bihar	Rohtas			

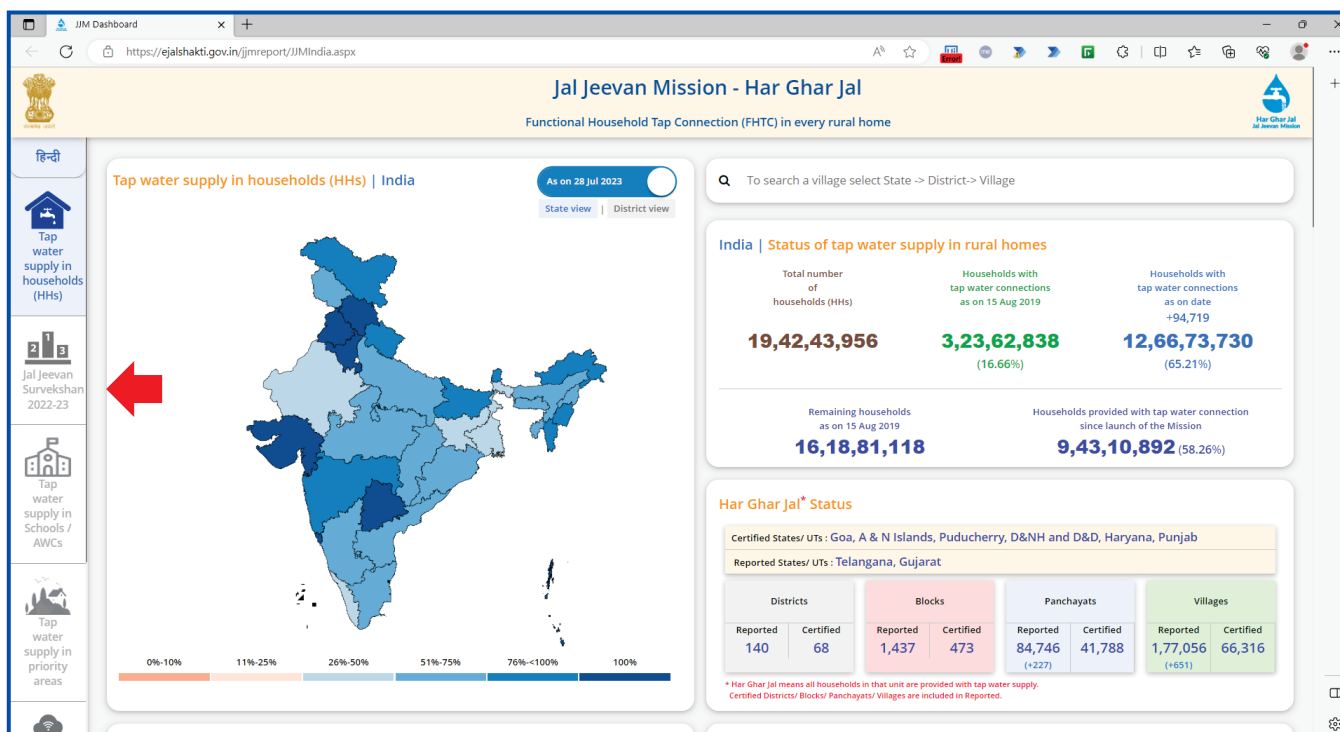
---

## **11. FREQUENTLY ASKED QUESTIONS (FAQS)**

---

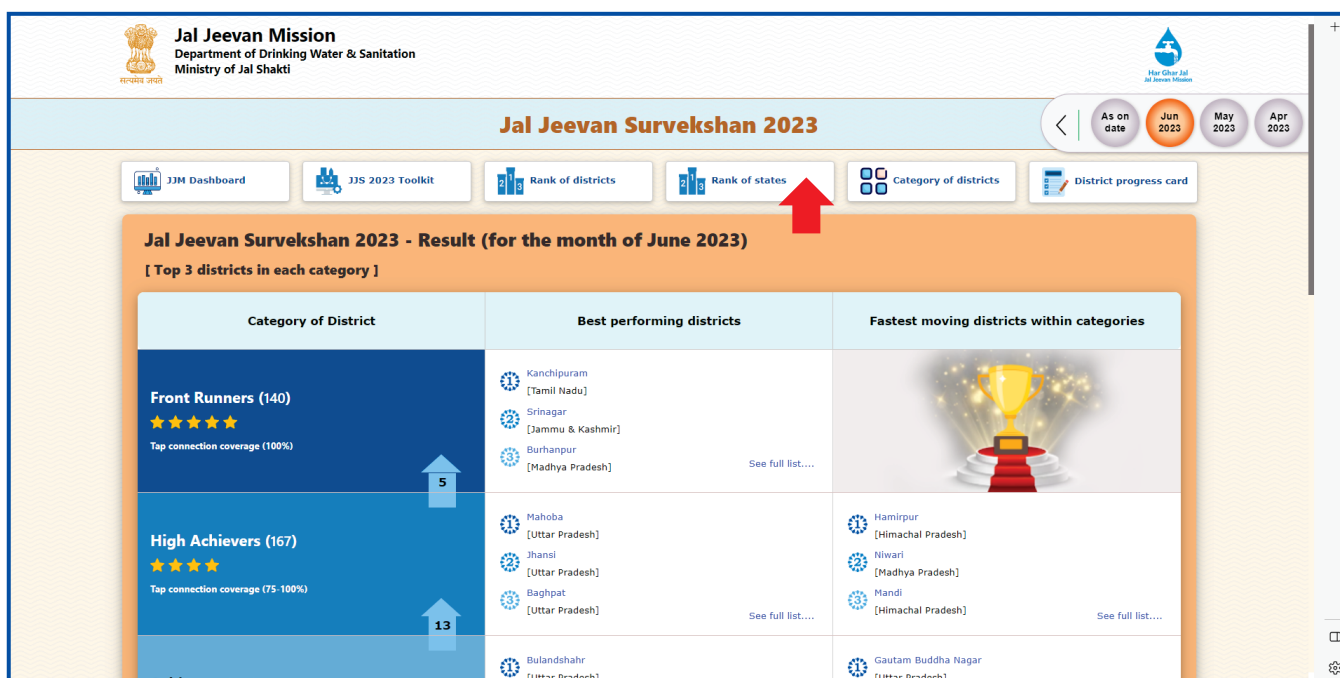
**Question:** From where to get information about Jal Jeevan Survekshan?

**Answer:** To know about Jal Jeevan Survekshan (JJS), JJM dashboard (on link- <https://ejalshakti.gov.in/jjmreport/JJMIndia.aspx>) and then clicking the Jal Jeevan Survekshan 2023 icon as shown below.



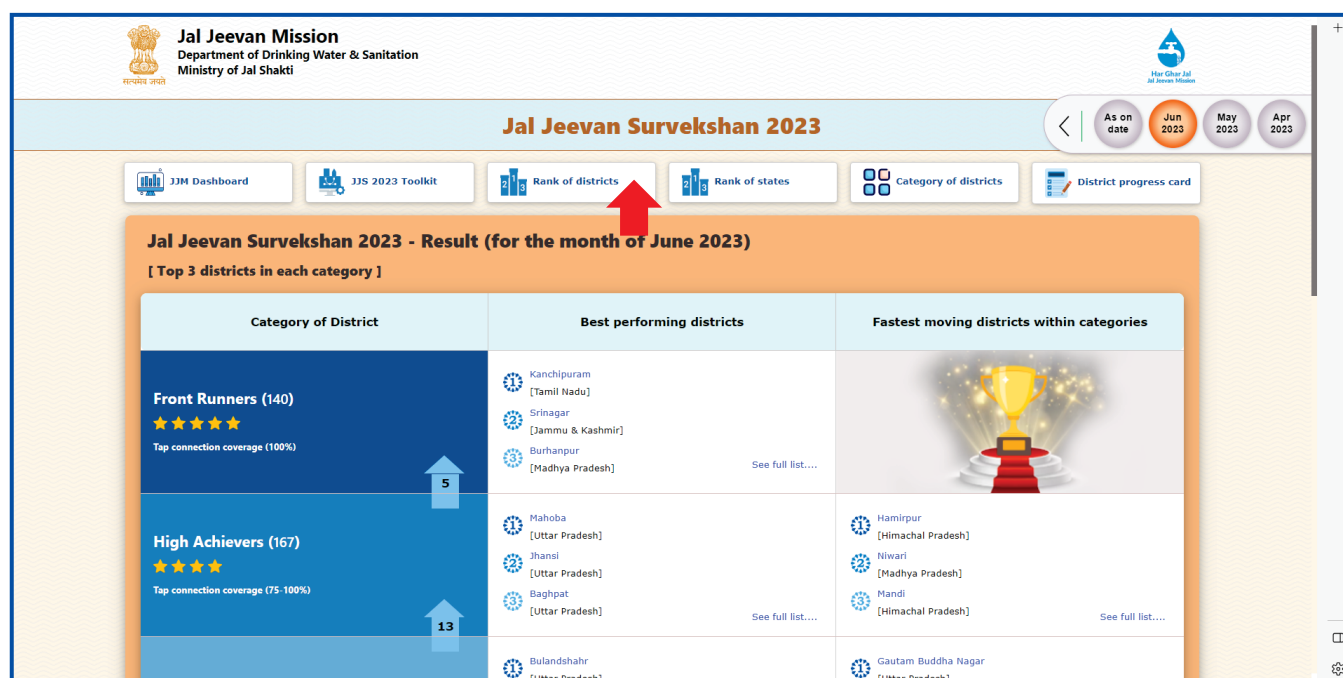
**Question:** How to check score/rank of a State?

**Answer:** The State score/rank can be checked by visiting “JJM dashboard” and following steps as shown below



**Question:** How to check score/rank of a district?

**Answer:** The district score/rank can be checked by visiting “JJM dashboard” and following step as shown below




**Jal Jeevan Mission**  
Department of Drinking Water & Sanitation  
Ministry of Jal Shakti

**Jal Jeevan Survekshan 2023**

As on date: Jun 2023, May 2023, Apr 2023

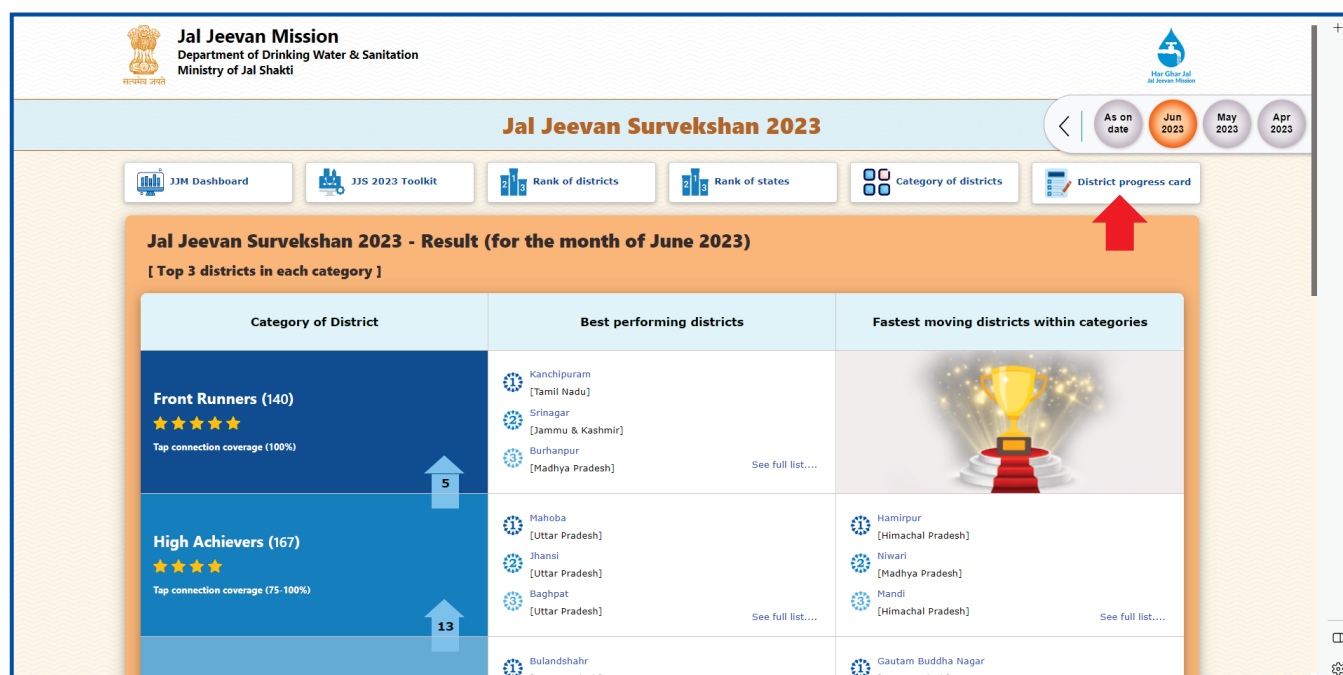
JJM Dashboard | JJS 2023 Toolkit | **Rank of districts** | Rank of states | Category of districts | District progress card

**Jal Jeevan Survekshan 2023 - Result (for the month of June 2023)**  
[ Top 3 districts in each category ]

Category of District	Best performing districts	Fastest moving districts within categories
<b>Front Runners (140)</b> ★★★★★ Tap connection coverage (100%) 5	Kanchipuram [Tamil Nadu] Srinagar [Jammu & Kashmir] Burhanpur [Madhya Pradesh] <a href="#">See full list....</a>	
<b>High Achievers (167)</b> ★★★★★ Tap connection coverage (75-100%) 13	Mahoba [Uttar Pradesh] Jhansi [Uttar Pradesh] Baghpat [Uttar Pradesh] <a href="#">See full list....</a>	
	Bulandshahr [Uttar Pradesh]	Hamirpur [Himachal Pradesh] Niwari [Madhya Pradesh] Mandi [Himachal Pradesh] <a href="#">See full list....</a>
		Gautam Buddha Nagar [Uttar Pradesh]

**Question:** Where to find progress card of a district?

**Answer:** The progress card can be checked & downloaded by visiting web as shown below




**Jal Jeevan Mission**  
Department of Drinking Water & Sanitation  
Ministry of Jal Shakti

**Jal Jeevan Survekshan 2023**

As on date: Jun 2023, May 2023, Apr 2023

JJM Dashboard | JJS 2023 Toolkit | Rank of districts | Rank of states | Category of districts | **District progress card**

**Jal Jeevan Survekshan 2023 - Result (for the month of June 2023)**  
[ Top 3 districts in each category ]

Category of District	Best performing districts	Fastest moving districts within categories
<b>Front Runners (140)</b> ★★★★★ Tap connection coverage (100%) 5	Kanchipuram [Tamil Nadu] Srinagar [Jammu & Kashmir] Burhanpur [Madhya Pradesh] <a href="#">See full list....</a>	
<b>High Achievers (167)</b> ★★★★★ Tap connection coverage (75-100%) 13	Mahoba [Uttar Pradesh] Jhansi [Uttar Pradesh] Baghpat [Uttar Pradesh] <a href="#">See full list....</a>	
	Bulandshahr [Uttar Pradesh]	Hamirpur [Himachal Pradesh] Niwari [Madhya Pradesh] Mandi [Himachal Pradesh] <a href="#">See full list....</a>
		Gautam Buddha Nagar [Uttar Pradesh]

## Typical Progress card of a district



# Jal Jeevan Survekshan 2023



## District Progress Card of May 2023

## Ambedkar Nagar (Uttar Pradesh)

Category (as on 01 May 2023) : Aspirant ★

National Rank in category : 1 / 37

State Rank in category : 1/9

Indicator		Maximum Marks	Obtained Marks
Physical Progress	Residual Coverage: FHTC provided after base date /Remaining FHTC Coverage to achieve 100% Coverage on base date	50	23.534
Water Quality	% of villages where household tap water sample is tested using FTKs or in Labs	10	0.8163
	% of villages where PWS source water sample (taken after WTP) is tested using FTKs or in Labs	10	0.3933
	% of villages having women trained for FTK testing	10	10
Institutional Arrangements	% of villages having VWSCs	10	9.827
	% of villages with skilling done	10	9.963
Total		100	54.5336

Total number of villages <b>1,617</b>		Total number of households <b>3,18,556</b>	
FHTCs as on 01 Oct 2022 <b>25,105</b>	(A) Remaining households as on 01 Oct 2022 <b>2,93,451</b>	(B) Target FHTC till this month May 2023=[(8/18)*A] <b>1,30,422</b>	

Parameters	Plan till month of May 2023	Progress till date after 01 Oct 2022	% Progress
Households with tap water connections	<b>1,30,422</b>	<b>61,387</b>	<b>47.07</b>
Villages having women trained for FTK testing as per norms	<b>1,617</b>	<b>(729)+888</b>	<b>100.00</b>
Villages having VWSCs	<b>1,617</b>	<b>(1,571)+18</b>	<b>98.27</b>
Villages where human resources is identified and skilled for O&M	<b>1,617</b>	<b>(0)+1,611</b>	<b>99.63</b>

Parameters	Pre-monsoon testing (Plan from 01.04.2023 onward)	Progress from 01.04.2023 onward	% Progress
Villages where household tap water sample is tested using FTKs or in labs for all 5 parameters i.e. Residual Chlorine, TDS, Turbidity, pH, Bacteriologically as well as Arsenic & Fluoride in affected areas. (Ref: JJS Toolkit page 13,14,15 & Annex-1 at page-34,35)	<b>1,077</b>	<b>88</b>	<b>8.17</b>
Villages where PWS source water sample (taken after WTP) is tested using FTKs or in labs for all 5 parameters i.e. Residual Chlorine, TDS, Turbidity, pH, Bacteriologically as well as Arsenic & Fluoride in affected areas. (Ref: JJS Toolkit page 13,14,15 & Annex-1 at page-34,35)	<b>1,067</b>	<b>42</b>	<b>3.94</b>











सत्यमेव जयते

पेयजल एवं स्वच्छता विभाग  
जल शक्ति मंत्रालय  
DEPARTMENT OF DRINKING WATER AND SANITATION  
MINISTRY OF JAL SHAKTI



Jal Jeevan Mission, India



@jaljeevan\_



Jal Jeevan Mission



@jaljeevanmission



jjm.gov.in



Jal Jeevan Mission

**Government of India**  
**Ministry of Jal Shakti**  
**Department of Drinking Water & Sanitation**  
**National Jal Jeevan Mission**

4th Floor, Antyodaya Bhawan,  
CGO Complex, Lodhi Road, New Delhi-110 003  
Ph. No. +91-11-2436 1670  
e - mail: njjm-ddws@gov.in