



पेयजल एवं स्वच्छता विभाग
जल शक्ति मंत्रालय
भारत सरकार

Department of
Drinking Water & Sanitation
Ministry of Jal Shakti
Government of India

सत्यमेव जयते



Har Ghar Jal
Jal Jeevan Mission



Jal Jeevan Survekshan 2023

Felicitation of districts October 2022

Jal Jeevan Survekshan 2023



“

To motivate and to bring in healthy competition among the Districts, Jal Jeevan Survekshan-2023 has launched where efforts of the top performing districts will be recognized on monthly and quarterly basis

**Launched on 21st Oct 2022
by Hon'ble Vice President**

Categories of districts as on 01.10.2022

Front runners
122 districts



➤ Coverage 100%

High achievers
122 districts



➤ Coverage 75% to less than 100%

Achievers
165 districts



➤ Coverage 50% to less than 75%

Performers
206 districts



➤ Coverage 25% to less than 50%

Aspirants
117 districts



➤ Coverage 0% to less than 25%

Categories & Criteria of awards



Best performing



- Districts achieving the highest rank for performance under Jal Jeevan Mission based on criteria mentioned in JJS 23 toolkit.
- 3 Best performing districts within each category.
- Total 15 monthly awards.

Fastest moving



- Districts achieving highest residual coverage of FHTC in their respective category.
- 3 Fastest moving districts within each category.
- Total 12 monthly awards.

Graduating



- District taking transition from one category to a higher category.
- Districts graduating from one category to another category.

Jal Jeevan Survekshan 2023

**Best Performing Districts
for the month of
October 2022**



Criteria for performance evaluation : Front runners

Physical Progress

% of villages that have been 'Har Ghar Jal' certified by Gram Sabha	50
---	----

Water Quality Monitoring & Surveillance

% of villages where HH tap water sample is tested with FTK or in labs	10
---	----

% of villages where PWS source water sample is tested with FTK or in labs	10
---	----

% of villages having women trained for FTK as per norms	10
---	----

Institutional Arrangements

% of villages where PWS schemes are handed over to VWSCs	10
--	----

% of villages where human resource is identified & trained for O&M	10
--	----

Total	100 marks
--------------	------------------

Best Performing Districts : October '22

**Ambala
Haryana**
(64.88 marks)

1st Rank

in
Front runners
★★★★★
category



Chairperson, DWSM

Dr. Priyanka Soni

Member Secretary, DWSM

Sh. Anil Kumar

Best Performing Districts : October '22

**Rohtak
Haryana**
(64.25 marks)

2nd Rank

in
Front runners



category



Chairperson, DWSSM
Sh. Yash Pal

Member Secretary, DWSSM
Sh. Phool Singh

Best Performing Districts : October '22

**Faridabad
Haryana**
(63.98 marks)

3rd Rank

in
Front runners
★★★★★
category



Chairperson, DWSM
Sh. Vikram Singh

Member Secretary, DWSM
Sh. Amit Jain

Criteria for performance evaluation : High achievers

Physical Progress

Residual Coverage: FHTC provided after base date/Remaining HHs on base date	40
% of villages that have been 'Har Ghar Jal' certified by Gram Sabha	10

Water Quality Monitoring & Surveillance

% of villages where HH tap water sample is tested with FTK or in labs	10
% of villages where PWS source water sample is tested with FTK or in labs	10
% of villages having women trained for FTK as per norms	10

Institutional Arrangements

% of villages where PWS schemes are handed over to VWSCs	10
% of villages where human resource is identified & trained for O&M	10

Total	100 marks
--------------	------------------

Best Performing Districts : October '22

**Kolasib
Mizoram**
(64.41 marks)

1st Rank

in
High achievers
★★★★
category



Chairperson, DWSM
Sh. John LT Sanga

Member Secretary, DWSM
Sh. H Lalsiamliana

Best Performing Districts : October '22

**Serchhip
Mizoram**

(64.00 marks)

2nd Rank

in
High achievers



category



Chairperson, DWSM

Ms. Nazuk Kumar

Member Secretary, DWSM

Sh. Issac Lalchhuanmawia

Best Performing Districts : October '22

Ranipet
Tamil Nadu
(59.48 marks)

3rd Rank

in
High achievers



category



Chairperson, DWSM

Sh. D. Baskara Pandian

Member Secretary, DWSM

Sh. S. Arumugam

Criteria for performance evaluation : Achievers

Physical Progress

Residual Coverage: FHTC provided after base date/Remaining HHs on base date	50
---	----

Water Quality Monitoring & Surveillance

% of villages where HH tap water sample is tested with FTK or in labs	10
---	----

% of villages where PWS source water sample is tested with FTK or in labs	10
---	----

% of villages having women trained for FTK as per norms	10
---	----

Institutional Arrangements

% of villages having VWSCs	10
----------------------------	----

% of villages where human resource is identified & trained for O&M	10
--	----

Total	100 marks
--------------	------------------

Best Performing Districts : October '22

**Champhai
Mizoram**
(79.24 marks)

1st Rank

in
Achievers
★ ★ ★
category



Chairperson, DWSM

Sh. James Lalrinchhana

Member Secretary, DWSM

Sh. Z. D. Dengthuama

Best Performing Districts : October '22

**Mamit
Mizoram**
(74.37 marks)

2nd rank

in
Achievers

category



Chairperson, DWSM
Sh. Lalnunhlua

Member Secretary, DWSM
Ms. Helen Saibuangi

Best Performing Districts : October '22

Mayiladuthurai
Tamil Nadu
(71.54 marks)

3rd Rank

in
Achievers
★ ★ ★
category



Chairperson, DWSM
Ms. R. Lalitha

Member Secretary, DWSM
Sh. P. Premkumar

Criteria for performance evaluation : Performers

Physical Progress

Residual Coverage: FHTC provided after base date/Remaining HHs on base date	50
---	----

Water Quality Monitoring & Surveillance

% of villages where HH tap water sample is tested with FTK or in labs	10
---	----

% of villages where PWS source water sample is tested with FTK or in labs	10
---	----

% of villages having women trained for FTK as per norms	10
---	----

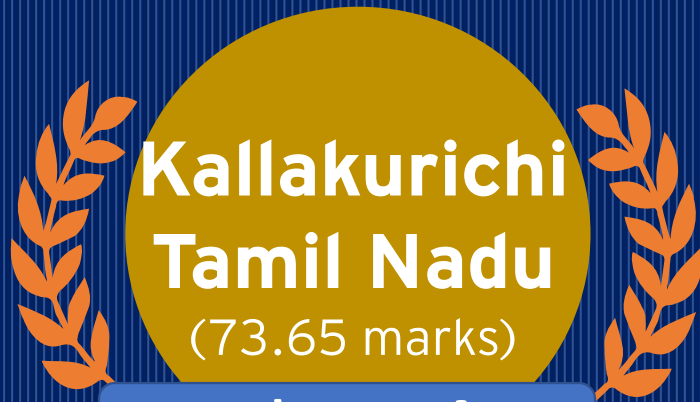
Institutional Arrangements

% of villages having VWSCs	10
----------------------------	----

% of villages where human resource is identified & trained for O&M	10
--	----

Total	100 marks
--------------	------------------

Best Performing Districts : October '22



Kallakurichi
Tamil Nadu
(73.65 marks)

1st Rank

in
Performers

★ ★
category



Chairperson, DWSM

Sh. J. Sravan Kumar

Member Secretary, DWSM

Sh. R. Thamilselvan

Best Performing Districts : October '22

East
Jainta Hills
Meghalaya
(72.97 marks)

2nd Rank

in
Performers
★★
category



Chairperson, DWSM

Sh. Abhilash Barnawal

Member Secretary, DWSM

Sh. Paul Synnah

Best Performing Districts : October '22

**Mon
Nagaland**
(71.13 marks)

3rd Rank

in
Performers

★★
category



Chairperson, DWSM

Sh. Ajit Kumar Verma

Member Secretary, DWSM

Sh. Lutho Kathiry

Criteria for performance evaluation : Aspirants

Physical Progress

Residual Coverage: FHTC provided after base date/Remaining HHs on base date	50
---	----

Water Quality Monitoring & Surveillance

% of villages where HH tap water sample is tested with FTK or in labs	10
---	----

% of villages where PWS source water sample is tested with FTK or in labs	10
---	----

% of villages having women trained for FTK as per norms	10
---	----

Institutional Arrangements

% of villages having VWSCs	10
----------------------------	----

% of villages where human resource is identified & trained for O&M	10
--	----

Total	100 marks
--------------	------------------

Best Performing Districts : October '22

Shahjahnpur
U.P.
(68.99 marks)

1st Rank

in
Aspirants
★
category



Chairperson, DWSM

Sh. Umesh Pratap Singh

Member Secretary, DWSM

Sh. Sunny Singh

Best Performing Districts : October '22

Bulandshahr
U.P.
(65.72 marks)

2nd Rank

in
Aspirants
★
category



Chairperson, DWSM

Sh. Chandra Prakash Singh

Member Secretary, DWSM

Sh. Vinay

Best Performing Districts : October '22

Bareilly
U.P.

(61.91 marks)

3rd Rank

in
Aspirants
★
category



Chairperson, DWSM

Sh. Shivakant Dwivedi

Member Secretary, DWSM

Ms. Kumkum Gangwar

Jal Jeevan Survekshan 2023

**Fastest Moving Districts
for the month of
October 2022**



Fastest Moving Districts : October '22

**Jamnagar
Gujarat**
(55.12 marks)

1st Rank

in
High achievers
★★★★
category



Chairperson, DWSM

Dr. Sourabh Pardhi

Member Secretary, DWSM

Ms. Bhavika Jadeja

Fastest Moving Districts : October '22

**Sabar
Kantha
Gujarat**

(51.54 marks)

2nd Rank

in
High achievers



category



Chairperson, DWSM

Sh. Hitesh Koya

Member Secretary, DWSM

Sh. Navin Patel

Fastest Moving Districts : October '22

**Amreli
Gujarat**

(49.83 marks)

3rd Rank

in
High achievers



category



Chairperson, DWSM

Sh. Gaurang Makvana

Member Secretary, DWSM

Sh. R. R. Vamja

Fastest Moving Districts : October '22

**Leh
Ladakh**

(24.08 marks)

1st Rank

in
Achievers



category



Chairperson, DWSM

Sh. Shrikant Bala Saheb Suse

Member Secretary, DWSM

Sh. Mohammad Ali

Fastest Moving Districts : October '22

**Kargil
Ladakh**

(23.27 marks)

2nd Rank

in
Achievers



category



Chairperson, DWSM

Sh. Santosh G. Sukhdev

Member Secretary, DWSM

Sh. Mohd. Hassan Lone

Fastest Moving Districts : October '22

**Gangtok
Sikkim**

(18.10 marks)

3rd Rank

in
Achievers



category



Chairperson, DWSM

Sh. Rahul G.

Member Secretary, DWSM

Sh. Karma Samdup Bhutia



Fastest Moving Districts : October '22

**Mon
Nagaland**
(11.04 marks)

1st Rank

in
Performers
★★
category



Chairperson, DWSM

Sh. Ajit Kumar Verma

Member Secretary, DWSM

Sh. Lutho Kathiry

Fastest Moving Districts : October '22

East
Jaintia Hills
Meghalaya
(08.91 marks)

2nd Rank

in
Performers
★★
category



Chairperson, DWSM

Sh. Abhilash Barnawal

Member Secretary, DWSM

Sh. Paul Synnah

Fastest Moving Districts : October '22

Mahoba

U.P.

(08.05 marks)

3rd Rank

in

Performers



category



Chairperson, DWSM

Sh. Manoj Kumar

Member Secretary, DWSM

Sh. Sandesh Singh Tomar

Fastest Moving Districts : October '22

Shahjahanpur
U.P.
(07.56 marks)

1st Rank

in
Aspirants
★
category



Chairperson, DWSM

Sh. Umesh Pratap Singh

Member Secretary, DWSM

Sh. Sunny Singh

Fastest Moving Districts : October '22

**Mirzapur
U.P.**

(07.55 marks)

2nd Rank

in
Aspirants
★
category



Chairperson, DWSM

Ms. Divya Mittal

Member Secretary, DWSM

Sh. Sandeep Singh

Fastest Moving Districts : October '22

Bulandshahr
U.P.
(05.94 marks)

3rd Rank

in
Aspirants
★
category



Chairperson, DWSM

Sh. Chandra Prakash Singh

Member Secretary, DWSM

Sh. Vinay

Jal Jeevan Survekshan 2023

Districts Graduated
to higher category during the month of
October 2022



Graduating Districts : October '22

to **Front runner** ★★★★★ category

Jamnagar

Gujarat

Sabarkantha

Gujarat

Surendra
nagar

Gujarat

Chhota
Udepur

Gujarat

Aravalli

Gujarat

Mahi
Sagar

Gujarat

Narmada

Gujarat

Panch
Mahal

Gujarat

Tapi

Gujarat

Dahod

Gujarat

Amreli

Gujarat

Valsad

Gujarat

Navsari

Gujarat

Graduating Districts : October '22

to High achievers ★★★★★ category



Graduating Districts : October '22 to Achievers category



Graduating Districts : October '22

to **Performers** ★★ category



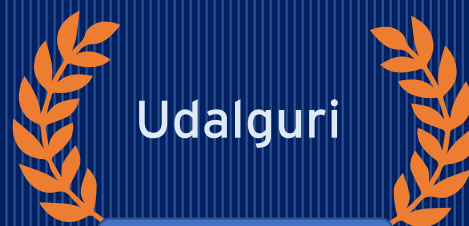
Bulandshahr

Uttar Pradesh



Mirzapur

Uttar Pradesh



Udalguri

Assam



Lalitpur

Uttar Pradesh



Srikakulam

Andhra Pradesh



Saharanpur

Uttar Pradesh



Tonk

Rajasthan

Jal Jeevan Survekshan 2023

JJM Dashboard
&
JJS 23 Dashboard



Jal Jeevan Mission Dashboard

JJM Dashboard (ejalshakti.gov.in)

Jal Jeevan Mission - Har Ghar Jal

Functional Household Tap Connection (FHTC) in every rural home



हिन्दी



Tap water supply in households (HHs)



Jal Jeevan Survekshan 2022-23



Tap water supply in Schools / AWCs



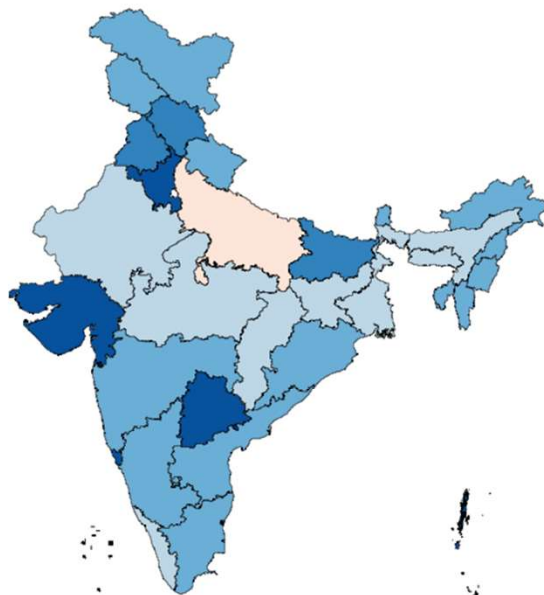
Tap water supply in priority areas



Tap water supply in households (HHs) | India

As on 19 Nov 2022

State view | District view



🔍 To search a village select State -> District-> Village

India | Status of tap water supply in rural homes

Total number of households (HHs)

19,35,40,050

Households with tap water connections as on 15 Aug 2019

3,23,62,838
(16.72%)

Households with tap water connections as on date +66,148

10,54,37,743
(54.48%)

Remaining households as on 15 Aug 2019

16,11,77,212

Households provided with tap water connection since launch of the Mission

7,30,74,905 (45.34%)

Har Ghar Jal* Status

Certified States/ UTs : Goa, A & N Islands, Puducherry, D&NH and D&D

Reported States/ UTs : Telangana, Haryana, Gujarat

Districts		Blocks		Panchayats		Villages	
Reported	Certified	Reported	Certified	Reported	Certified	Reported	Certified
125	49	1,352	370	77,044	32,950	1,61,112	46,448

* Har Ghar Jal means all households in that unit are provided with tap water supply

Jal Jeevan Mission Dashboard

JJM Dashboard (ejalshakti.gov.in)

Jal Jeevan Mission - Har Ghar Jal

Functional Household Tap Connection (FHTC) in every rural home



हिन्दी



Tap water supply in households (HHs)

Jal Jeevan Survekshan 2022-23



Tap water supply in Schools / AWCS

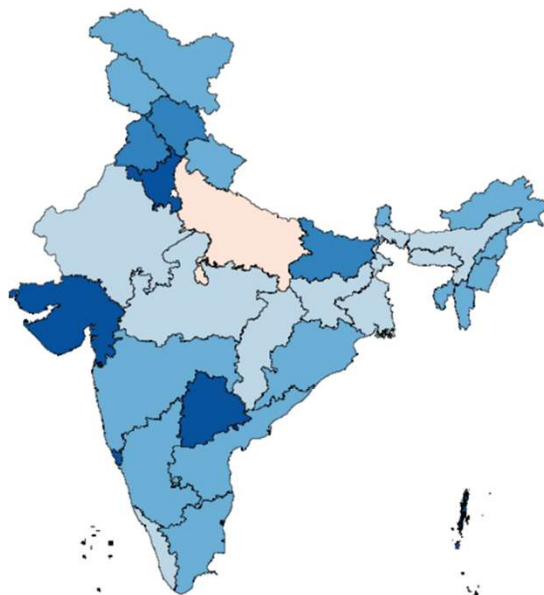


Tap water supply in priority areas

Tap water supply in households (HHs) | India

As on 19 Nov 2022

State view | District view



🔍 To search a village select State -> District-> Village

India | Status of tap water supply in rural homes

Total number of households (HHs)

19,35,40,050

Households with tap water connections as on 15 Aug 2019

3,23,62,838
(16.72%)

Households with tap water connections as on date

10,54,37,743
(54.48%)
+66,148

Remaining households as on 15 Aug 2019

16,11,77,212

Households provided with tap water connection since launch of the Mission

7,30,74,905 (45.34%)

Har Ghar Jal* Status

Certified States/ UTs : Goa, A & N Islands, Puducherry, D&NH and D&D

Reported States/ UTs : Telangana, Haryana, Gujarat

Districts		Blocks		Panchayats		Villages	
Reported	Certified	Reported	Certified	Reported	Certified	Reported	Certified
125	49	1,352	370	77,044	32,950	1,61,112	46,448

* Har Ghar Jal means all households in that unit are provided with tap water supply



Jal Jeevan Survekshan 2023

JJM Dashboard

JJS 2023 Toolkit

Category of districts

Rank of districts

Check progress card of your district

Best performing districts within categories (for the month of October 2022)

[Top 3 districts in each category]



Aspirants



Tap connection coverage (0-25%)

- 1 Shahjahanpur [Uttar Pradesh]
- 2 Bulandshahr [Uttar Pradesh]
- 3 Bareilly [Uttar Pradesh]

Performers



Tap connection coverage (25-50%)

- 1 Kallakurichi [Tamil Nadu]
- 2 East Jaintia Hills [Meghalaya]
- 3 Mon [Nagaland]

Achievers



Tap connection coverage (50-75%)

- 1 Champhai [Mizoram]
- 2 Mamit [Mizoram]
- 3 MAYILADUTHURAI [Tamil Nadu]

High Achievers



Tap connection coverage (75-100%)

- 1 Kolasib [Mizoram]
- 2 Serchhip [Mizoram]
- 3 Ranipet [Tamil Nadu]

Front runners



Tap connection coverage (100%)

- 1 Ambala [Haryana]
- 2 Rohtak [Haryana]
- 3 Faridabad [Haryana]



Jal Jeevan Survekshan Dashboard

Jal Jeevan Survekshan 2023

JJM Dashboard

JJS 2023 Toolkit

Category of districts

Rank of districts

Check progress card of your district

Best performing districts within categories (for the month of October 2022)

[Top 3 districts in each category]



Aspirants



Tap connection coverage (0-25%)

- 1 Shahjahanpur [Uttar Pradesh]
- 2 Bulandshahr [Uttar Pradesh]
- 3 Bareilly [Uttar Pradesh]

Performers



Tap connection coverage (25-50%)

- 1 Kallakurichi [Tamil Nadu]
- 2 East Jaintia Hills [Meghalaya]
- 3 Mon [Nagaland]

Achievers



Tap connection coverage (50-75%)

- 1 Champhai [Mizoram]
- 2 Mamit [Mizoram]
- 3 MAYILADUTHURAI [Tamil Nadu]

High Achievers



Tap connection coverage (75-100%)

- 1 Kolasib [Mizoram]
- 2 Serchhip [Mizoram]
- 3 Ranipet [Tamil Nadu]

Front runners



Tap connection coverage (100%)

- 1 Ambala [Haryana]
- 2 Rohtak [Haryana]
- 3 Faridabad [Haryana]



Jal Jeevan Survekshan Dashboard

Jal Jeevan Survekshan 2023

JJM Dashboard

JJS 2023 Toolkit

Category of districts

Rank of districts

Check progress card of your district

Best performing districts within categories (for the month of October 2022)

[Top 3 districts in each category]



Aspirants



Tap connection coverage (0-25%)

- 1 Shahjahanpur [Uttar Pradesh]
- 2 Bulandshahr [Uttar Pradesh]
- 3 Bareilly [Uttar Pradesh]

Performers



Tap connection coverage (25-50%)

- 1 Kallakurichi [Tamil Nadu]
- 2 East Jaintia Hills [Meghalaya]
- 3 Mon [Nagaland]

Achievers



Tap connection coverage (50-75%)

- 1 Champhai [Mizoram]
- 2 Mamit [Mizoram]
- 3 MAYILADUTHURAI [Tamil Nadu]

High Achievers



Tap connection coverage (75-100%)

- 1 Kolasib [Mizoram]
- 2 Serchhip [Mizoram]
- 3 Ranipet [Tamil Nadu]

Front runners



Tap connection coverage (100%)

- 1 Ambala [Haryana]
- 2 Rohtak [Haryana]
- 3 Faridabad [Haryana]



Jal Jeevan Survekshan Dashboard

Jal Jeevan Survekshan 2023

JJM Dashboard

JJS 2023 Toolkit

Category of districts

Rank of districts

Check progress card of your district

Best performing districts within categories (for the month of October 2022)

[Top 3 districts in each category]



Aspirants



Tap connection coverage (0-25%)

- 1 Shahjahanpur [Uttar Pradesh]
- 2 Bulandshahr [Uttar Pradesh]
- 3 Bareilly [Uttar Pradesh]

Performers



Tap connection coverage (25-50%)

- 1 Kallakurichi [Tamil Nadu]
- 2 East Jaintia Hills [Meghalaya]
- 3 Mon [Nagaland]

Achievers



Tap connection coverage (50-75%)

- 1 Champhai [Mizoram]
- 2 Mamit [Mizoram]
- 3 MAYILADUTHURAI [Tamil Nadu]

High Achievers



Tap connection coverage (75-100%)

- 1 Kolasib [Mizoram]
- 2 Serchhip [Mizoram]
- 3 Ranipet [Tamil Nadu]

Front runners



Tap connection coverage (100%)

- 1 Ambala [Haryana]
- 2 Rohtak [Haryana]
- 3 Faridabad [Haryana]



Jal Jeevan Survekshan 2023

JJM Dashboard

JJS 2023 Toolkit

Category of districts

Rank of districts

Check progress card of your district

Best performing districts within categories (for the month of October 2022)

[Top 3 districts in each category]



Aspirants



Tap connection coverage (0-25%)

- 1 Shahjahanpur [Uttar Pradesh]
- 2 Bulandshahr [Uttar Pradesh]
- 3 Bareilly [Uttar Pradesh]

Performers



Tap connection coverage (25-50%)

- 1 Kallakurichi [Tamil Nadu]
- 2 East Jaintia Hills [Meghalaya]
- 3 Mon [Nagaland]

Achievers



Tap connection coverage (50-75%)

- 1 Champhai [Mizoram]
- 2 Mamit [Mizoram]
- 3 MAYILADUTHURAI [Tamil Nadu]

High Achievers



Tap connection coverage (75-100%)

- 1 Kolasib [Mizoram]
- 2 Serchhip [Mizoram]
- 3 Ranipet [Tamil Nadu]

Front runners



Tap connection coverage (100%)

- 1 Ambala [Haryana]
- 2 Rohtak [Haryana]
- 3 Faridabad [Haryana]

Jal Jeevan Survekshan Dashboard

Search your district



To search a District

Best performing districts within categories (for the month of October 2022)

[Top 3 districts in each category]



Aspirants



Tap connection coverage (0-25%)

- 1 Shahjahanpur [Uttar Pradesh]
- 2 Bulandshahr [Uttar Pradesh]
- 3 Bareilly [Uttar Pradesh]

Performers



Tap connection coverage (25-50%)

- 1 Kallakurichi [Tamil Nadu]
- 2 East Jaintia Hills [Meghalaya]
- 3 Mon [Nagaland]

Achievers



Tap connection coverage (50-75%)

- 1 Champhai [Mizoram]
- 2 Mamit [Mizoram]
- 3 MAYILADUTHURAI [Tamil Nadu]

High Achievers



Tap connection coverage (75-100%)

- 1 Kolasib [Mizoram]
- 2 Serchhip [Mizoram]
- 3 Ranipet [Tamil Nadu]

Front runners



Tap connection coverage (100%)

- 1 Ambala [Haryana]
- 2 Rohtak [Haryana]
- 3 Faridabad [Haryana]

Jal Jeevan Survekshan Dashboard

Search your district

Q ambala

Please select your district

Ambala (Haryana)

Aspirants



Tap connection coverage (0-25%)

- 1 Shahjahanpur [Uttar Pradesh]
- 2 Bulandshahr [Uttar Pradesh]
- 3 Bareilly [Uttar Pradesh]

Performers



Tap connection coverage (25-50%)

- 1 Kallakurichi [Tamil Nadu]
- 2 East Jaintia Hills [Meghalaya]
- 3 Mon [Nagaland]

Achievers



Tap connection coverage (50-75%)

- 1 Champhai [Mizoram]
- 2 Mamit [Mizoram]
- 3 MAYILADUTHURAI [Tamil Nadu]

High Achievers



Tap connection coverage (75-100%)

- 1 Kolasib [Mizoram]
- 2 Serchhip [Mizoram]
- 3 Ranipet [Tamil Nadu]

Front runners



Tap connection coverage (100%)

- 1 Ambala [Haryana]
- 2 Rohtak [Haryana]
- 3 Faridabad [Haryana]

Jal Jeevan Survekshan Dashboard

Score card of district can be seen and downloaded from the Jal Jeevan Survekshan 2023 Dashboards

Indicator		Weightage	Obtained Marks
Physical Progress	% Of HGJ certified villages against total villages	50	50
Water Quality	% of villages where household tap water sample is tested using FTKs or in Labs	10	0
	% of villages where PWS source water sample (taken after WTP) is tested using FTKs or in Labs	10	0
	% of villages having women trained for FTK testing	10	7.444
Institutional Arrangements	% of villages where atleast one JJM scheme handed over to VWSCs/ GPs	10	0
	% of villages with skilling done	10	7.444
Total		100	64.8880

Total number of villages	Total number of households	Target FHTC for the month	FHTC provided for the month out of residual HHs
446	1,19,431	0	0

	As on 01 Oct 2022	As on 31 Oct 2022
* Households with tap water connections	1,19,431 [100%]	1,19,431 [100%]
Remaining households	0 [0.00%]	0 [0.00%]
Villages where household tap water sample is tested using FTKs or in Labs	0	0
Villages where PWS source water sample (taken after WTP) is tested using FTKs or in Labs	0	0
Villages having women trained for FTK testing as per norms	162	332
Har Ghar Jal certified villages	347	446
Villages where atleast one JJM scheme handed over to VWSCs/ GPs	0	0
Villages where human resources is identified and skilled for O&M	326	332

**Jal Jeevan
Survekshan
2023**



**Har Ghar Jal
Jal Jeevan Mission**

**CONGRATULATIONS
&
THANK YOU**